
Zacks All-Cap Core Fund

Institutional Class Shares – CZOVX

Zacks Small-Cap Core Fund

Investor Class Shares – ZSCCX

Institutional Class Shares - ZSCIX

Zacks Dividend Fund

Investor Class Shares – ZDIVX

Institutional Class Shares - ZDIIX

Each a series of the

Zacks Trust

PROSPECTUS

April 1, 2025

This prospectus contains information about each Fund that you should know before investing. You should read this prospectus carefully before you invest or send money and keep it for future reference. For questions or for Shareholder Services, please call 1-888-453-4003.

The securities offered by this prospectus have not been approved or disapproved by the Securities and Exchange Commission, nor has the Securities and Exchange Commission passed upon the adequacy of this prospectus. Any representation to the contrary is a criminal offense.

TABLE OF CONTENTS

ZACKS ALL-CAP CORE FUND	1
ZACKS SMALL-CAP CORE FUND.....	8
ZACKS DIVIDEND FUND.....	16
ADDITIONAL INFORMATION ABOUT THE FUNDS' INVESTMENT OBJECTIVES, PRINCIPAL INVESTMENT STRATEGIES, AND RISKS	24
MANAGEMENT OF THE FUNDS	36
HOW SHARES ARE PRICED.....	38
DISTRIBUTION AND SERVICES PLAN.....	40
HOW TO BUY AND SELL SHARES	40
FINANCIAL HIGHLIGHTS	52
ADDITIONAL INFORMATION	58

ZACKS ALL-CAP CORE FUND

INVESTMENT OBJECTIVE

The investment objectives of the Zacks All-Cap Core Fund are, primarily, capital appreciation and, secondarily, to provide shareholders with income through dividends.

FEES AND EXPENSES OF THE FUND

This table describes the fees and expenses that you may pay if you buy, hold, and sell shares of the Fund. **You may pay other fees, such as brokerage commissions and other fees to financial intermediaries, which are not reflected in the table and example below.**

Shareholder Fees

(fees paid directly from your investment)

	Institutional Class
Maximum Sales Charge (Load) Imposed on Purchases (as a % of offering price)	None
Maximum Deferred Sales Charge (Load) (as a % of the lesser of amount purchased or redeemed)	None
Redemption Fee if redeemed within 30 days of purchase (as a % of amount redeemed)	2.00%

Annual Fund Operating Expenses

(ongoing expenses that you pay each year as a percentage of the value of your investment)

	Institutional Class
Management Fees	0.80%
Distribution and Service (12b-1) Fees	0.00%
Other Expenses	0.67%
Total Annual Fund Operating Expenses	1.47%
Fee Waiver and/or Expense Limitation ¹	<u>(0.47)%</u>
Net Annual Fund Operating Expenses	1.00%

1. The Fund's adviser, Zacks Investment Management, Inc. (the "Advisor") has contractually agreed to reduce its fees and/or absorb expenses of the Fund, until at least April 1, 2026, to ensure that total annual fund operating expenses after fee waiver and/or reimbursement (exclusive of (i) any front-end or contingent deferred loads; (ii) brokerage fees and commissions, (iii) acquired fund fees and expenses; (iv) fees and expenses associated with investments in other collective investment vehicles or derivative instruments (including for example option and swap fees and expenses); (v) borrowing costs (such as interest and dividend expense on securities sold short); (vi) taxes; and (vii) extraordinary expenses, such as litigation expenses (which may include indemnification of Fund officers and Trustees, contractual indemnification of Fund service providers (other than the Advisor)) will not exceed 1.00% of the Fund's net assets. These fee waivers and expense reimbursements are subject to possible recoupment from the Fund in future years (within the three years from the date the fees have been waived or reimbursed), if such recoupment can be achieved within the lesser of the foregoing expense limits or those in place at the time of recapture. This agreement may be terminated only by Zacks Trust's (the "Trust") Board of Trustees (the "Board") on 60 days' written notice to the Advisor.

Example. You may also incur usual and customary brokerage commissions and other charges when buying or selling shares of the Fund, which are not reflected in the example that follows. This example is intended to help you compare the cost of owning shares of the Fund with the cost of investing in other funds. The example assumes that you invest \$10,000 in the Fund for the time periods indicated and then sell all of your shares at the end of those periods. The example also assumes that your investment has a 5% return each year and that the Fund’s operating expenses remain the same. The Example includes the Fund’s contractual expense limitation through March 31, 2026.

Although your actual costs may be higher or lower, based on these assumptions, your costs would be:

Class	One Year	Three Years	Five Years	Ten Years
Institutional	\$102	\$419	\$758	\$1,717

Portfolio Turnover. The Fund may pay transaction costs, such as commissions, when it buys and sells securities (or “turns over” its portfolio). A higher portfolio turnover rate may indicate higher transaction costs and may result in higher taxes when Fund shares are held in a taxable account. These costs, which are not reflected in Annual Fund Operating Expenses or in the Example, affect the Fund’s performance. For the fiscal period ended November 30, 2024, the Fund’s portfolio turnover rate was 15% of the average value of its portfolio.

PRINCIPAL INVESTMENT STRATEGIES

The Fund pursues its investment objectives by applying a hybrid research process, which uses both quantitative and qualitative criteria. The Advisor uses the Zacks Rank, a proprietary model, to quantitatively assess the attractiveness of a large universe of stocks based primarily on an analysis of changing patterns of earnings estimates for a company. The primary aim of the Zacks Rank model is to identify those companies most likely to experience positive earnings estimate revisions. From a smaller universe of stocks that are highly ranked by the quantitative model (approximately 300 securities), the portfolio manager selects stocks with strong earnings potential using traditional “bottom-up” valuation metrics. Portfolio construction is driven by modern portfolio theory incorporating strict risk controls. Under normal circumstances, the Advisor expects to invest primarily in equity securities with an emphasis on equity securities of U.S. issuers. The Fund seeks to diversify its assets by investing in securities from a pool of more than one dozen industry sectors and over 200 industry groups. The Advisor allocates assets opportunistically based on market information and is not constrained by market capitalization or style parameters. Sector, capitalization and style allocations generally result from market trends regarding earnings information.

The Fund is designed to be a “core” fund that seeks to combine both value and growth characteristics. The Fund may invest a significant amount of its assets in one or more sectors from time to time. As of November 30, 2024, 27.2% of the Fund’s assets were invested in the technology sector. The sectors in which the Fund is more heavily invested will vary.

Under normal circumstances, the Fund invests primarily in equity securities of U.S. issuers. The Fund also may invest in equity securities of Canadian issuers and American Depositary Receipts (“ADRs”). ADRs are receipts that represent interests in foreign securities held on deposit by U.S. banks. In addition, the Fund may lend its portfolio securities to broker-dealers and other institutions as a means of earning additional income.

PRINCIPAL RISKS OF INVESTING IN THE FUND

Risk is inherent in all investing. The loss of your money is a principal risk of investing in the Fund. Investors should consider the following risk factors and special considerations associated with investing in the Fund, which may cause you to lose money. The following principal risk factors have been identified for the Fund. There can be no assurance that the Fund will be successful in meeting its investment objective.

Market Risk. The market price of a security or instrument may decline, sometimes rapidly or unpredictably, due to general market conditions that are not specifically related to a particular company, such as real or perceived adverse economic or political conditions throughout the world, changes in the general outlook for corporate earnings, changes in interest or currency rates, or adverse investor sentiment generally. In addition, local, regional or global events such as war, acts of terrorism, the spread of infectious illness or other public health issues, or other events could have a significant impact on a security or instrument. The market value of a security or instrument also may decline because of factors that affect a particular industry or industries, such as labor shortages or increased production costs and competitive conditions within an industry.

Equity Risk. The value of the equity securities held by the Fund may fall due to general market and economic conditions, perceptions regarding the industries in which the issuers of securities held by the Fund participate, or factors relating to specific companies in which the Fund invests.

Quantitative Model Risk. There are limitations inherent in every quantitative model. The factors used in quantitative analysis and the weight placed on those factors may not be predictive of a security's value. In addition, factors that affect a security's value can change over time and these changes may not be reflected in the quantitative model. Investments selected using the Zacks Rank and other quantitative models may perform differently from the market as a whole or from their expected performance. There can be no assurance that use of a quantitative model will enable the Fund to achieve positive returns or outperform the market.

Foreign Investment Risk. The prices of foreign securities may be more volatile than the prices of securities of U.S. issuers because of economic and social conditions abroad, political developments, and changes in the regulatory environments of foreign countries. Changes in exchange rates and interest rates, and the imposition of sanctions, confiscations, trade restrictions (including tariffs) and other government restrictions by the United States and/or other governments may adversely affect the values of the Fund's foreign investments. Foreign companies are generally subject to different legal and accounting standards than U.S. companies, and foreign financial intermediaries may be subject to less supervision and regulation than U.S. financial firms. Foreign securities include ADRs. Un-sponsored ADRs are organized independently and without the cooperation of the foreign issuer of the underlying securities, and involve additional risks because U.S. reporting requirements do not apply. In addition, the issuing bank may deduct shareholder distribution, custody, foreign currency exchange, and other fees from the payment of dividends.

Growth-Oriented Investment Strategies Risk. Growth funds generally focus on stocks of companies believed to have above-average potential for growth in revenue and earnings. Growth securities typically are very sensitive to market movements because their market prices frequently reflect projections of future earnings or revenues, and when it appears that those expectations will not be met the prices of growth securities typically fall.

Value-Oriented Investment Strategies Risk. Value stocks are those that are believed to be undervalued in comparison to their peers due to adverse business developments or other factors. Value investing is subject to the risk that the market will not recognize a security's inherent value for a long time or at all, or that a stock judged to be undervalued may actually be appropriately priced or overvalued. In addition, during some periods (which may be extensive) value stocks generally may be out of favor in the markets.

Lending Portfolio Securities Risk. The Fund may lend its portfolio securities to broker-dealers and banks, provided that it may not lend securities if, as a result, the aggregate value of all securities loaned would exceed 33 1/3% of its total assets. The collateral, including the investment of any cash collateral, is subject to market depreciation. In the event of bankruptcy or other default of the borrower, the Fund could experience delays in both liquidating the loan collateral and recovering the loaned securities and losses. The collateral (including any investment of cash collateral) is not subject to the percentage limitations on the Fund's investments described elsewhere in this prospectus.

Management and Strategy Risk. The value of your investment is dependent upon the judgment of the Advisor about the quality, relative yield, value or market trends affecting a particular security, industry, sector or region, which may prove to be incorrect.

Income and Distribution Risk. The income that shareholders receive from the Fund through annual distributions is based primarily on the dividends and interest the Fund earns from its investments. Dividend payments the Fund receives in respect of its portfolio securities can vary widely over the short and long term.

Market Capitalization Risk. Larger, more established companies may be unable to attain the high growth rates of successful, smaller companies during periods of economic expansion. The securities of small-capitalization and mid-capitalization companies may be subject to more abrupt or erratic market movements and may have lower trading volumes or more erratic trading than securities of larger, more established companies or market averages in general. In addition, such companies typically are more likely to be adversely affected than large capitalization companies by changes in earning results, business prospects, investor expectations or poor economic or market conditions.

Investment Risk. Various sectors of the global financial markets have been experiencing an extended period of adverse conditions. Market uncertainty has increased dramatically, particularly in the United States and Europe, and adverse market conditions have expanded to other markets. These conditions have resulted in disruption of markets, periods of reduced liquidity, greater volatility, general volatility of spreads, an acute contraction in the availability of credit and a lack of price transparency. The long-term impact of these events is uncertain but could continue to have a material effect on general economic conditions, consumer and business confidence, and market liquidity.

Sector Focus Risk. The Fund may invest a larger portion of its assets in one or more sectors than many other mutual funds and thus will be more susceptible to negative events affecting those sectors. For example, as of November 30, 2024, 27.2% of the Fund’s assets were invested in the technology sector. Technology companies may have limited product lines, markets, financial resources or personnel. Technology companies typically face intense competition and potentially rapid product obsolescence. They are also heavily dependent on intellectual property rights and may be adversely affected by the loss or impairment of those rights. Companies in the technology sector are facing increased government and regulatory scrutiny and may be subject to adverse government or regulatory action.

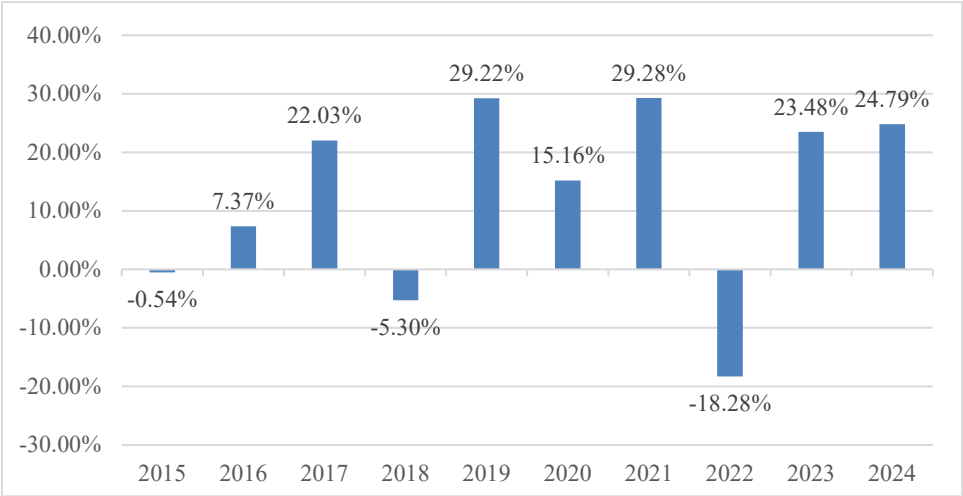
Cybersecurity Risk. Cybersecurity incidents may allow an unauthorized party to gain access to Fund assets, customer data (including private shareholder information), or proprietary information, or cause the Fund, the Advisor, and/or other service providers (including custodians, sub-custodians, transfer agents and financial intermediaries) to suffer data breaches, data corruption or loss of operational functionality. In an extreme case, a shareholder’s ability to exchange or redeem Fund shares may be affected. Issuers of securities in which the Fund invests are also subject to cybersecurity risks, and the value of those securities could decline if the issuers experience cybersecurity incidents.

Market Disruption and Geopolitical Risk. U.S. market disruption can be caused by economic, financial or political events and factors, including but not limited to, international wars or conflicts (including Russia’s military invasion of Ukraine and the Israel-Hamas war), geopolitical developments (including trading and tariff arrangements, and sanctions), instability in regions such as Asia, Eastern Europe and the Middle East, terrorism, natural disasters and public health epidemics (including the outbreak of COVID-19 globally).

PERFORMANCE INFORMATION

The following bar chart and tables provide an indication of the risks of investing in the Fund by showing changes in the Fund’s Institutional Class performance from year to year and by showing how the average annual total returns for each class compared to that of a broad-based securities market index. The Fund acquired all of the assets and liabilities of the Zacks All-Cap Core Fund (the “Predecessor Fund”), a series of Investment Managers Series Trust (the “Predecessor Trust”), in a tax-free reorganization on January 26, 2024. In connection with this acquisition, Institutional Class shares of the Predecessor Fund were exchanged for Institutional Class shares of the Fund. The Predecessor Fund had an investment objective and strategies that were, in all material respects, the same as those of the Fund, and were managed in a manner that, in all material respects, complied with the investment guidelines and restrictions of the Fund. The performance information set forth below reflects the historical performance of the Predecessor Fund’s shares. Prior to October 31, 2016, Institutional Class shares were designated as Class A shares, which were subject to a 5.75% sales charge that is not reflected in the total return figures. You should be aware that the Fund’s past performance (before and after taxes) may not be an indication of how the Fund will perform in the future. Updated performance information is available on the Fund’s website at: www.zacksfunds.com or by calling 1-888-453-4003.

Calendar-Year Total Return (before taxes) for Institutional Class Shares
For each calendar year at NAV



Institutional Class Shares		
Highest Calendar Quarter Return at NAV (non-annualized):	18.66%	Quarter Ended 06/30/2020
Lowest Calendar Quarter Return at NAV (non-annualized):	(18.59)%	Quarter Ended 03/31/2020

Average Annual Total Returns for the Periods Ended December 31, 2024	1 year	5 years	10 years
Return Before Taxes			
Institutional Class Shares	24.79%	13.39%	11.57%
Return After Taxes on Distributions			
Institutional Class Shares	21.18%	10.30%	8.84%
Return After Taxes on Distributions and Sale of Fund Shares			
Institutional Class Shares	17.24%	10.16%	8.66%
Russell 3000® Index (Reflects no deductions for fees, expenses or taxes)	25.96%	15.16%	11.48%

After-tax performance is presented only for Institutional Class shares of the Fund. Actual after-tax returns depend on the investor’s individual tax situation and may differ from the returns shown. After-tax returns are not relevant for shares held in tax-advantaged investment vehicles such as employer-sponsored 401(k) plans and individual retirement accounts (“IRAs”). The after-tax returns shown are calculated using the highest individual federal marginal income tax rates in effect during the periods presented and do not reflect the impact of state and local taxes.

MANAGEMENT

Investment Advisor. Zacks Investment Management, Inc. is the Advisor to the Fund.

Portfolio Manager. Mitch Zacks, Principal & senior portfolio manager of the Advisor, has served as a portfolio manager of the Fund since its inception in December 2005.

PURCHASE AND REDEMPTION OF SHARES

Institutional Class Shares

Minimum Investments	To Open Your Account	To Add to Your Account
Direct Regular Accounts	\$5,000	\$1,000
Direct Retirement Accounts	\$2,000	\$500
Automatic Investment Plan	\$5,000	\$500
Gift Account For Minors	\$2,000	\$500

The eligibility requirements are described in this Prospectus under “How to Buy and Sell Shares” and on the Fund’s website. We may reduce or waive the minimums or eligibility requirements in certain cases.

The Fund’s shares are available for purchase and are redeemable on any business day through your broker-dealer and directly from the Fund by mail, facsimile, telephone, or bank wire. Purchase and redemption orders by mail should be sent to Zacks All-Cap Core Fund, c/o Ultimus Fund Solutions, LLC, Via Regular Mail: P.O. Box 46707, Cincinnati, OH 45246 or Via Overnight Mail: 225 Pictoria Drive, Suite 450, Cincinnati, OH 45246. Please call the Fund at 1-888-453-4003 to conduct telephone transactions or to receive wire instructions for bank wire orders. Investors who wish to purchase or redeem Fund shares through a broker-dealer should contact the broker-dealer directly.

TAX INFORMATION

The Fund’s distributions will generally be taxed to you as ordinary income or capital gains, unless you are investing through a tax deferred arrangement, such as a 401(k) plan or an IRA. Distributions on investments made through tax deferred vehicles, such as 401(k) plans or IRAs, may be taxed later upon withdrawal of assets from those accounts.

PAYMENTS TO BROKER-DEALERS AND OTHER FINANCIAL INTERMEDIARIES

If you purchase shares of the Fund through a broker-dealer or other financial intermediary (such as a bank), the Advisor, or other related companies may pay the intermediary for marketing activities and presentations, educational training programs, conferences, the development of technology platforms and reporting systems, or other services related to the sale or promotion of the Fund. These payments may create a conflict of interest by influencing the broker-dealer or other intermediary and your salesperson to recommend the Fund over another investment. Ask your salesperson or visit your financial intermediary’s website for more information.

ZACKS SMALL-CAP CORE FUND

INVESTMENT OBJECTIVE

The investment objective of the Zacks Small-Cap Core Fund is capital appreciation.

FEES AND EXPENSES OF THE FUND

This table describes the fees and expenses that you may pay if you buy, hold, and sell shares of the Fund. **You may pay other fees, such as brokerage commissions and other fees to financial intermediaries, which are not reflected in the table and example below.**

Shareholder Fees

(fees paid directly from your investment)

	Institutional Class	Investor Class
Maximum Sales Charge (Load) Imposed on Purchases (as a % of offering price)	None	None
Maximum Deferred Sales Charge (Load) (as a % of the lesser of amount purchased or redeemed)	None	None
Redemption Fee if redeemed within 30 days of purchase (as a % of amount redeemed)	2.00%	2.00%

Annual Fund Operating Expenses

(ongoing expenses that you pay each year as a percentage of the value of your investment)

	Institutional Class	Investor Class
Management Fees	0.90%	0.90%
Distribution and Service (12b-1) Fees	0.00%	0.25%
Other Expenses	0.56%	0.56%
Total Annual Fund Operating Expenses	1.46%	1.71%
Fee Waiver and/or Expense Limitation ¹	<u>(0.32)%</u>	<u>(0.32)%</u>
Net Annual Fund Operating Expenses	1.14%	1.39%

- The Fund's adviser, Zacks Investment Management, Inc. (the "Advisor") has contractually agreed to reduce its fees and/or absorb expenses of the Fund, until at least April 1, 2026, to ensure that total annual fund operating expenses after fee waiver and/or reimbursement (exclusive of (i) any front-end or contingent deferred loads; (ii) brokerage fees and commissions, (iii) acquired fund fees and expenses; (iv) fees and expenses associated with investments in other collective investment vehicles or derivative instruments (including for example option and swap fees and expenses); (v) borrowing costs (such as interest and dividend expense on securities sold short); (vi) taxes; and (vii) extraordinary expenses, such as litigation expenses (which may include indemnification of Fund officers and Trustees, contractual indemnification of Fund service providers (other than the Advisor)) will not exceed 1.14% and 1.39% of the average daily net assets of the Institutional Class and Investor Class shares of the Fund, respectively. These fee waivers and expense reimbursements are subject to possible recoupment from the Fund in future years (within the three years from the date the fees have been waived or reimbursed), if such recoupment can be achieved within the lesser of the foregoing expense limits or those in place at the time of recapture. This agreement may be terminated only by Zacks Trust's (the "Trust") Board of Trustees (the "Board") on 60 days' written notice to the Advisor.

Example. You may also incur usual and customary brokerage commissions and other charges when buying or selling shares of the Fund, which are not reflected in the example that follows. This example is intended to help you compare the cost of owning shares of the Fund with the cost of investing in other funds. The example assumes that you invest \$10,000 in the Fund for the time periods indicated and then sell all of your shares at the end of those periods. The example also assumes that your investment has a 5% return each year and that the Fund’s operating expenses remain the same. The Example includes the Fund’s contractual expense limitation through March 31, 2026.

Although your actual costs may be higher or lower, based on these assumptions, your costs would be:

Class	One Year	Three Years	Five Years	Ten Years
Institutional	\$116	\$430	\$767	\$1,719
Investor	\$142	\$508	\$898	\$1,993

Portfolio Turnover. The Fund may pay transaction costs, such as commissions, when it buys and sells securities (or “turns over” its portfolio). A higher portfolio turnover rate may indicate higher transaction costs and may result in higher taxes when Fund shares are held in a taxable account. These costs, which are not reflected in Annual Fund Operating Expenses or in the Example, affect the Fund’s performance. For the fiscal period ended November 30, 2024, the Fund’s portfolio turnover rate was 135% of the average value of its portfolio.

PRINCIPAL INVESTMENT STRATEGIES

The Fund pursues its investment objective by applying a hybrid research process which uses both quantitative and qualitative criteria. The Advisor uses a proprietary model to quantitatively assess the attractiveness of a large universe of stocks based on potential capital appreciation. The primary aim of the quantitative model is to identify those companies most likely to generate positive alpha, or excess return over the market, when adjusted for stock beta, or movement with the market. From a smaller universe of stocks that are highly ranked by the quantitative model, the portfolio manager selects small-cap stocks with attractive risk/return characteristics based on qualitative criteria. Portfolio construction incorporates risk controls.

Under normal circumstances, the Fund will invest at least 80% of its net assets (including amounts borrowed for investment purposes) in a diversified portfolio of equity securities of small capitalization companies, with an emphasis on equity securities of U.S. issuers. The Fund’s investments in equity securities may include common stock, preferred stock and convertible securities. The Fund considers small capitalization companies to be companies within the range of those companies included in the Russell 2000® Index at the time of purchase. Because small capitalization companies are defined by reference to an index, the range of market capitalization companies in which the Fund invests may vary with market conditions. As of April 30, 2024, the market capitalizations of companies included in the Russell 2000® Index were between \$150.4 million and \$7.1 billion. The Russell 2000® Index is reconstituted annually, to seek to ensure that larger stocks do not distort the performance and characteristics of the Index and that the represented companies continue to reflect small capitalization characteristics.

The Fund is designed to be a “core” fund that seeks to combine both value and growth characteristics within the small-cap universe. The Fund seeks to diversify its assets by investing in securities from a pool of more than one dozen industry sectors. The Advisor allocates assets opportunistically based on market information and is not constrained by investment style parameters. Sector and style allocations generally result from a hybrid research process using quantitative and qualitative criteria. The Fund may engage in short-sale transactions up to 25% of its net assets. The Fund’s investment strategy involves active and frequent trading. In addition, the Fund may lend its portfolio securities to broker-dealers and other institutions as a means of earning additional income. The Fund may invest a significant amount of its assets in one or more sectors from time to time. As of November 30, 2024, 24.1% of the Fund’s assets were invested in the financials sector and 20.6% of the Fund’s assets were invested in the industrials sector. The sectors in which the Fund is more heavily invested will vary.

Under normal circumstances, the Fund invests primarily in equity securities of U.S. issuers. The Fund also may invest in equity securities of Canadian issuers and American Depositary Receipts (“ADRs”). ADRs are receipts that represent interests in foreign securities held on deposit by U.S. banks.

PRINCIPAL RISKS OF INVESTING IN THE FUND

Risk is inherent in all investing. The loss of your money is a principal risk of investing in the Fund. Investors should consider the following risk factors and special considerations associated with investing in the Fund, which may cause you to lose money. The following principal risk factors have been identified for the Fund. There can be no assurance that the Fund will be successful in meeting its investment objective.

Market Risk. The market price of a security or instrument may decline, sometimes rapidly or unpredictably, due to general market conditions that are not specifically related to a particular company, such as real or perceived adverse economic or political conditions throughout the world, changes in the general outlook for corporate earnings, changes in interest or currency rates, or adverse investor sentiment generally. In addition, local, regional or global events such as war, acts of terrorism, the spread of infectious illness or other public health issues, or other events could have a significant impact on a security or instrument. The market value of a security or instrument also may decline because of factors that affect a particular industry or industries, such as labor shortages or increased production costs and competitive conditions within an industry.

Equity Risk. The value of the equity securities held by the Fund may fall due to general market and economic conditions, perceptions regarding the industries in which the issuers of securities held by the Fund participate, or factors relating to specific companies in which the Fund invests.

Quantitative Model Risk. There are limitations inherent in every quantitative model. The factors used in quantitative analysis and the weight placed on those factors may not be predictive of a security’s value. In addition, factors that affect a security’s value can change over time and these changes may not be reflected in the quantitative model. Investments selected using other quantitative models may perform differently from the market as a whole or from their expected performance. There can be no assurance that use of a quantitative model will enable the Fund to achieve positive returns or outperform the market.

Lending Portfolio Securities Risk. The Fund may lend its portfolio securities to broker-dealers and banks, provided that it may not lend securities if, as a result, the aggregate value of all securities loaned would exceed 33 1/3% of its total assets. The collateral, including the investment of any cash collateral, is subject to market depreciation. In the event of bankruptcy or other default of the borrower, the Fund could experience delays in both liquidating the loan collateral and recovering the loaned securities and losses. The collateral (including any investment of cash collateral) is not subject to the percentage limitations on the Fund's investments described elsewhere in this prospectus.

Management and Strategy Risk. The value of your investment is dependent upon the judgment of the Advisor about the quality, relative yield, value or market trends affecting a particular security, industry, sector or region, which may prove to be incorrect.

Portfolio Turnover Risk. Active and frequent trading of the Fund's portfolio securities may lead to higher transaction costs and may result in a greater number of taxable transactions than would otherwise be the case, which could negatively affect the Fund's performance. A high rate of portfolio turnover is 100% or more.

Foreign Investment Risk. The prices of foreign securities may be more volatile than the prices of securities of U.S. issuers because of economic and social conditions abroad, political developments, and changes in the regulatory environments of foreign countries. Changes in exchange rates and interest rates, and the imposition of sanctions, confiscations, trade restrictions (including tariffs) and other government restrictions by the United States and/or other governments may adversely affect the values of the Fund's foreign investments. Foreign companies are generally subject to different legal and accounting standards than U.S. companies, and foreign financial intermediaries may be subject to less supervision and regulation than U.S. financial firms. Foreign securities include ADRs. Un-sponsored ADRs are organized independently and without the cooperation of the foreign issuer of the underlying securities, and involve additional risks because U.S. reporting requirements do not apply. In addition, the issuing bank may deduct shareholder distribution, custody, foreign currency exchange, and other fees from the payment of dividends.

Small-Cap Companies Risk. The securities of small-capitalization companies may be subject to more abrupt or erratic market movements and may have lower trading volumes or more erratic trading than securities of larger, more established companies or market averages in general. In addition, such companies typically are more likely to be adversely affected than large capitalization companies by changes in earning results, business prospects, investor expectations or poor economic or market conditions.

Growth-Oriented Investment Strategies Risk. Growth funds generally focus on stocks of companies believed to have above-average potential for growth in revenue and earnings. Growth securities typically are very sensitive to market movements because their market prices frequently reflect projections of future earnings or revenues, and when it appears that those expectations will not be met the prices of growth securities typically fall.

Value-Oriented Investment Strategies Risk. Value stocks are those that are believed to be undervalued in comparison to their peers due to adverse business developments or other factors. Value investing is subject to the risk that the market will not recognize a security's inherent value for a long time or at all, or that a stock judged to be undervalued may actually be appropriately priced or overvalued. In addition, during some periods (which may be extensive) value stocks generally may be out of favor in the markets.

Income and Distribution Risk. The income that shareholders receive from the Fund through annual distributions is based primarily on the dividends and interest the Fund earns from its investments. Dividend payments the Fund receives in respect of its portfolio securities can vary widely over the short and long term.

Short Sales Risk. In connection with a short sale of a security or other instrument, the Fund is subject to the risk that instead of declining, the price of the security or other instrument sold short will rise. If the price of the security or other instrument sold short increases between the date of the short sale and the date on which the Fund replaces the security or other instrument borrowed to make the short sale, the Fund will experience a loss, which is theoretically unlimited since there is a theoretically unlimited potential for the market price of a security or other instrument sold short to increase.

Investment Risk. Various sectors of the global financial markets have been experiencing an extended period of adverse conditions. Market uncertainty has increased dramatically, particularly in the United States and Europe, and adverse market conditions have expanded to other markets. These conditions have resulted in disruption of markets, periods of reduced liquidity, greater volatility, general volatility of spreads, an acute contraction in the availability of credit and a lack of price transparency. The long-term impact of these events is uncertain but could continue to have a material effect on general economic conditions, consumer and business confidence, and market liquidity.

Sector Focus Risk. The Fund may invest a larger portion of its assets in one or more sectors than many other mutual funds and thus will be more susceptible to negative events affecting those sectors. For example, as of November 30, 2024, 24.1% of the Fund's assets were invested in the financials sector and 20.6% of the Fund's assets were invested in the industrial sector. The performance of companies in the financial sector may be adversely impacted by many factors, including, among others: government regulations of, or related to, the sector; governmental monetary and fiscal policies; economic, business or political conditions; credit rating downgrades; changes in interest rates; price competition; and decreased liquidity in credit markets. The financial sector has experienced significant losses and a high degree of volatility in the recent past, and the impact of more stringent capital requirements and of recent or future regulation on any individual financial company or on the sector as a whole cannot be predicted. The performance of companies in the industrial sector may be adversely impacted by many factors, including, among others: government regulations of, or related to, the sector; world events and economic conditions; insurance costs; and labor relations issues. Companies in the industrial sector can also be cyclical, subject to sharp price movements, and significantly affected by government spending policies.

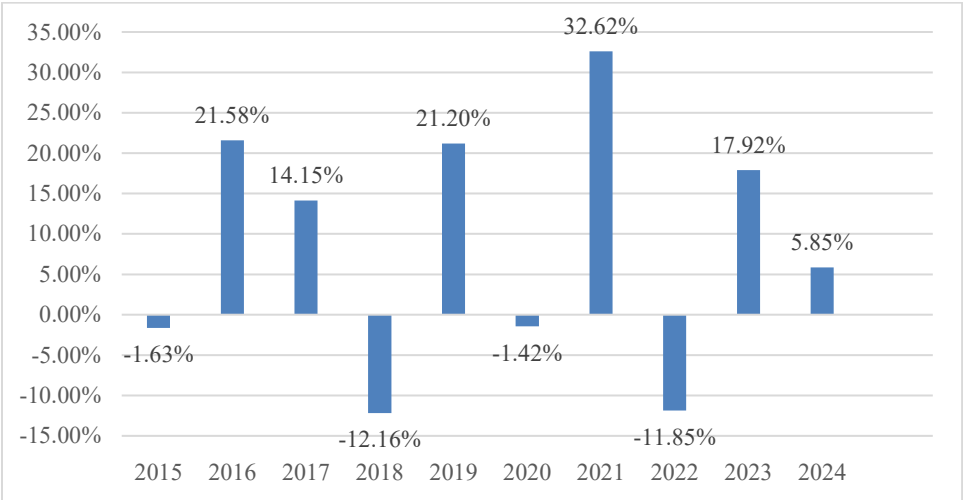
Cybersecurity Risk. Cybersecurity incidents may allow an unauthorized party to gain access to Fund assets, customer data (including private shareholder information), or proprietary information, or cause the Fund, the Advisor, and/or other service providers (including custodians, sub-custodians, transfer agents and financial intermediaries) to suffer data breaches, data corruption or loss of operational functionality. In an extreme case, a shareholder's ability to exchange or redeem Fund shares may be affected. Issuers of securities in which the Fund invests are also subject to cybersecurity risks, and the value of those securities could decline if the issuers experience cybersecurity incidents.

Market Disruption and Geopolitical Risk. U.S. market disruption can be caused by economic, financial or political events and factors, including but not limited to, international wars or conflicts (including Russia’s military invasion of Ukraine and the Israel-Hamas war), geopolitical developments (including trading and tariff arrangements, and sanctions), instability in regions such as Asia, Eastern Europe and the Middle East, terrorism, natural disasters and public health epidemics (including the outbreak of COVID-19 globally).

PERFORMANCE INFORMATION

The following bar chart and tables provide an indication of the risks of investing in the Fund by showing changes in the Fund’s Investor Class performance from year to year and by showing how the average annual total returns for each class compared to that of a broad-based securities market index. The Fund acquired all of the assets and liabilities of the Zacks Small-Cap Core Fund (the “Predecessor Fund”), a series of Investment Managers Series Trust (the “Predecessor Trust”), in a tax-free reorganization on January 26, 2024. In connection with this acquisition, Institutional Class and Investor Class shares of the Predecessor Fund were exchanged for Institutional Class shares and Investor Class shares of the Fund, respectively. The Predecessor Fund had an investment objective and strategies that were, in all material respects, the same as those of the Fund, and were managed in a manner that, in all material respects, complied with the investment guidelines and restrictions of the Fund. The performance information set forth below reflects the historical performance of the Predecessor Fund’s shares. You should be aware that the Fund’s past performance (before and after taxes) may not be an indication of how the Fund will perform in the future. Updated performance information is available on the Fund’s website at: www.zacksfunds.com or by calling 1-888-453-4003.

Calendar-Year Total Return (before taxes) for Investor Class Shares
For each calendar year at NAV



Investor Class Shares		
Highest Calendar Quarter Return at NAV (non-annualized):	24.13%	Quarter Ended 12/31/2020
Lowest Calendar Quarter Return at NAV (non-annualized):	(34.77)%	Quarter Ended 03/31/2020

Average Annual Total Returns for the Periods Ended December 31, 2023	1 year	5 years	10 years*
Return Before Taxes			
Investor Class Shares	5.85%	7.54%	7.65%
Institutional Class Shares	6.11%	7.82%	7.94%
Return After Taxes on Distributions			
Investor Class Shares	1.64%	6.12%	5.95%
Return After Taxes on Distributions and Sale of Fund Shares			
Investor Class Shares	5.61%	5.61%	5.46%
Russell 3000® Index** (Reflects no deductions for fees, expenses or taxes)	23.81%	13.86%	12.55%
Russell 2000® Index (Reflects no deductions for fees, expenses or taxes)	10.02%	5.98%	6.35%

* Investor Class shares were first offered on June 30, 2011. Institutional Class shares were first offered on February 28, 2014. The performance figures for Institutional Class shares include the performance for the Investor Class shares for the period prior to February 28, 2014. For such period Institutional Class shares would have had substantially similar performance as Investor Class because the shares are invested in the same portfolio of securities and the average annual total returns would have differed only to the extent that the expenses of Institutional Class shares were lower than the expenses of Investor Class shares and therefore, returns for Institutional Class shares would have been higher than those of Investor Class shares.

** In accordance with new regulatory requirements, the Fund changed its broad-based securities market index from the Russell 2000® Index to the Russell 3000® Index. The Fund will continue to show the performance of the Russell 2000® Index for comparative purposes.

After-tax performance is presented only for Investor Class shares of the Fund. The after-tax returns for other Fund classes may vary. Actual after-tax returns depend on the investor's individual tax situation and may differ from the returns shown. After-tax returns are not relevant for shares held in tax-advantaged investment vehicles such as employer-sponsored 401(k) plans and individual retirement accounts ("IRAs"). The after-tax returns shown are calculated using the highest individual federal marginal income tax rates in effect during the periods presented and do not reflect the impact of state and local taxes.

MANAGEMENT

Investment Advisor. Zacks Investment Management, Inc. is the Advisor to the Fund.

Portfolio Manager. Mitch Zacks, Principal & senior portfolio manager of the Advisor, has served as a portfolio manager of the Fund since its inception in June 2011.

PURCHASE AND REDEMPTION OF SHARES

Investor Class Shares

Minimum Investments	To Open Your Account	To Add to Your Account
Direct Regular Accounts	\$2,500	\$100
Direct Retirement Accounts	\$1,000	\$50
Automatic Investment Plan	\$500	\$50
Gift Account For Minors	\$1,000	\$50

Institutional Class Shares

Minimum Investments	To Open Your Account	To Add to Your Account
Direct Regular Accounts	\$5,000	\$1,000
Direct Retirement Accounts	\$2,000	\$500
Automatic Investment Plan	\$5,000	\$500
Gift Account For Minors	\$2,000	\$500

The eligibility requirements for each class are described in this Prospectus under “How to Buy and Sell Shares” and on the Fund’s website. We may reduce or waive the minimums or eligibility requirements in certain cases.

The Fund’s shares are available for purchase and are redeemable on any business day through your broker-dealer and directly from the Fund by mail, facsimile, telephone, or bank wire. Purchase and redemption orders by mail should be sent to Zacks Small-Cap Core Fund, c/o Ultimus Fund Solutions, LLC, Via Regular Mail: P.O. Box 46707, Cincinnati, OH 45246 or Via Overnight Mail: 225 Pictoria Drive, Suite 450, Cincinnati, OH 45246. Please call the Fund at 1-888-453-4003 to conduct telephone transactions or to receive wire instructions for bank wire orders. Investors who wish to purchase or redeem Fund shares through a broker-dealer should contact the broker-dealer directly.

TAX INFORMATION

The Fund’s distributions will generally be taxed to you as ordinary income or capital gains, unless you are investing through a tax deferred arrangement, such as a 401(k) plan or an IRA. Distributions on investments made through tax deferred vehicles, such as 401(k) plans or IRAs, may be taxed later upon withdrawal of assets from those accounts.

PAYMENTS TO BROKER-DEALERS AND OTHER FINANCIAL INTERMEDIARIES

If you purchase shares of the Fund through a broker-dealer or other financial intermediary (such as a bank), the Advisor, or other related companies may pay the intermediary for marketing activities and presentations, educational training programs, conferences, the development of technology platforms and reporting systems, or other services related to the sale or promotion of the Fund. These payments may create a conflict of interest by influencing the broker-dealer or other intermediary and your salesperson to recommend the Fund over another investment. Ask your salesperson or visit your financial intermediary’s website for more information.

ZACKS DIVIDEND FUND

INVESTMENT OBJECTIVE

The investment objectives of the Zacks Dividend Fund are capital appreciation and dividend income.

FEES AND EXPENSES OF THE FUND

This table describes the fees and expenses that you may pay if you buy, hold, and sell shares of the Fund. **You may pay other fees, such as brokerage commissions and other fees to financial intermediaries, which are not reflected in the table and example below.**

Shareholder Fees

(fees paid directly from your investment)

	Institutional Class	Investor Class
Maximum Sales Charge (Load) Imposed on Purchases (as a % of offering price)	None	None
Maximum Deferred Sales Charge (Load) (as a % of the lesser of amount purchased or redeemed)	None	None
Redemption Fee if redeemed within 30 days of purchase (as a % of amount redeemed)	2.00%	2.00%

Annual Fund Operating Expenses

(ongoing expenses that you pay each year as a percentage of the value of your investment)

	Institutional Class	Investor Class
Management Fees	0.80%	0.80%
Distribution and Service (12b-1) Fees	0.00%	0.25%
Other Expenses	0.26%	0.26%
Total Annual Fund Operating Expenses	1.06%	1.31%
Fee Waiver and/or Expense Limitation ¹	<u>(0.01)%</u>	<u>(0.01)%</u>
Total Annual Fund Operating Expenses After Waiving Fees and/or Reimbursing Expenses	1.05%	1.30%

1. The Fund's adviser, Zacks Investment Management, Inc. (the "Adviser") has contractually agreed to reduce its fees and/or absorb expenses of the Fund, until at least April 1, 2026, to ensure that total annual fund operating expenses after fee waiver and/or reimbursement (exclusive of (i) any front-end or contingent deferred loads; (ii) brokerage fees and commissions, (iii) acquired fund fees and expenses; (iv) fees and expenses associated with investments in other collective investment vehicles or derivative instruments (including for example option and swap fees and expenses); (v) borrowing costs (such as interest and dividend expense on securities sold short); (vi) taxes; and (vii) extraordinary expenses, such as litigation expenses (which may include indemnification of Fund officers and Trustees, contractual indemnification of Fund service providers (other than the Adviser)) will not exceed 1.05% and 1.30% of the average daily net assets of the Institutional Class and Investor Class shares of the Fund, respectively. These fee waivers and expense reimbursements are subject to possible recoupment from the Fund in future years (within the three years from the date the fees have been waived or reimbursed), if such recoupment can be achieved within the lesser of the foregoing expense limits or those in place at the time of recapture. This agreement may be terminated only by Zacks Trust's (the "Trust") Board of Trustees (the "Board") on 60 days' written notice to the Adviser.

Example. You may also incur usual and customary brokerage commissions and other charges when buying or selling shares of the Fund, which are not reflected in the example that follows. This example is intended to help you compare the cost of owning shares of the Fund with the cost of investing in other funds. The example assumes that you invest \$10,000 in the Fund for the time periods indicated and then sell all of your shares at the end of those periods. The example also assumes that your investment has a 5% return each year and that the Fund’s operating expenses remain the same. The Example includes the Fund’s contractual expense limitation through March 31, 2026.

Although your actual costs may be higher or lower, based on these assumptions, your costs would be:

Class	One Year	Three Years	Five Years	Ten Years
Institutional	\$107	\$336	\$584	\$1,293
Investor	\$132	\$414	\$717	\$1,578

Portfolio Turnover. The Fund may pay transaction costs, such as commissions, when it buys and sells securities (or “turns over” its portfolio). A higher portfolio turnover rate may indicate higher transaction costs and may result in higher taxes when Fund shares are held in a taxable account. These costs, which are not reflected in Annual Fund Operating Expenses or in the Example, affect the Fund’s performance. For the fiscal period ended November 30, 2024, the Fund’s portfolio turnover rate was 11% of the average value of its portfolio.

PRINCIPAL INVESTMENT STRATEGIES

Under normal market conditions, the Fund will invest at least 80% of its net assets plus borrowings for investment purposes in equity securities of dividend paying companies organized or headquartered in the United States. The Fund’s equity investments include common stock, preferred stock, rights and warrants. The Advisor intends to invest the Fund’s assets in the equity securities of companies that the Advisor believes are undervalued based on their earnings, dividends, assets, or other financial measures. While the Fund may invest in companies of any market capitalization, it will generally focus on companies with large capitalizations (\$10 billion or higher at the time of purchase). The Fund may also invest in exchange-traded funds (“ETFs”), which are investment companies that invest in portfolios of securities designed to track particular market segments or indices, the shares of which are bought and sold on securities exchanges. In addition, the Fund may also invest in American Depository Receipts (“ADRs”), which are receipts that represent interests in foreign securities held on deposit by U.S. banks. In addition, the Fund may lend its portfolio securities to broker-dealers and other institutions as a means of earning additional income.

The Advisor employs a bottom-up investment approach to buying and selling investments for the Fund. The Advisor selects investments primarily based on quantitative analysis of an individual issuer and its potential for capital appreciation and dividend income. The Advisor uses a quantitative model that analyzes an issuer’s dividend yield, earnings, cash flows, competitive position, and management ability. The primary aim of this quantitative model is to systematically evaluate an issuer’s valuation, price and earnings momentum and earnings quality. In addition to considering a company’s financial condition the Advisor also

considers other factors such as general market, economic, political, and regulatory conditions. The Fund may invest a significant amount of its assets in one or more sectors from time to time. As of November 30, 2024, 25.4% of the Fund's assets were invested in the financials sector. The sectors in which the Fund is more heavily invested will vary.

PRINCIPAL RISKS OF INVESTING IN THE FUND

Risk is inherent in all investing. The loss of your money is a principal risk of investing in the Fund. Investors should consider the following risk factors and special considerations associated with investing in the Fund, which may cause you to lose money. The following principal risk factors have been identified for the Fund. There can be no assurance that the Fund will be successful in meeting its investment objective.

Market Risk. The market price of a security or instrument may decline, sometimes rapidly or unpredictably, due to general market conditions that are not specifically related to a particular company, such as real or perceived adverse economic or political conditions throughout the world, changes in the general outlook for corporate earnings, changes in interest or currency rates, or adverse investor sentiment generally. In addition, local, regional or global events such as war, acts of terrorism, the spread of infectious illness or other public health issues, or other events could have a significant impact on a security or instrument. The market value of a security or instrument also may decline because of factors that affect a particular industry or industries, such as labor shortages or increased production costs and competitive conditions within an industry.

Equity Risk. The value of the equity securities held by the Fund may fall due to general market and economic conditions, perceptions regarding the industries in which the issuers of securities held by the Fund participate, or factors relating to specific companies in which the Fund invests.

Quantitative Model Risk. There are limitations inherent in every quantitative model. The factors used in quantitative analysis and the weight placed on those factors may not be predictive of a security's value. In addition, factors that affect a security's value can change over time and these changes may not be reflected in the quantitative model. Investments selected using quantitative models may perform differently from the market as a whole or from their expected performance. There can be no assurance that use of a quantitative model will enable the Fund to achieve positive returns or outperform the market.

Dividend Paying Securities Risk. The Fund will have significant exposure to dividend paying securities. There is no guarantee that issuers of the securities held by the Fund will declare dividends in the future or that, if declared, they will either remain at current levels or increase over time.

Lending Portfolio Securities Risk. The Fund may lend its portfolio securities to broker-dealers and banks, provided that it may not lend securities if, as a result, the aggregate value of all securities loaned would exceed 33 1/3% of its total assets. The collateral, including the investment of any cash collateral, is subject to market depreciation. In the event of bankruptcy or other default of the borrower, the Fund could experience delays in both liquidating the loan collateral and recovering the loaned securities and losses. The collateral (including any investment of cash collateral) is not subject to the percentage limitations on the Fund's investments described elsewhere in this prospectus.

Management and Strategy Risk. The value of your investment is dependent upon the judgment of the Advisor about the quality, relative yield, value or market trends affecting a particular security, industry, sector or region, which may prove to be incorrect.

Market Capitalization Risk. Larger, more established companies may be unable to attain the high growth rates of successful, smaller companies during periods of economic expansion. The securities of small-capitalization and mid-capitalization companies may be subject to more abrupt or erratic market movements and may have lower trading volumes or more erratic trading than securities of larger, more established companies or market averages in general. In addition, such companies typically are more likely to be adversely affected than large capitalization companies by changes in earning results, business prospects, investor expectations or poor economic or market conditions.

Foreign Investment Risk. The prices of foreign securities may be more volatile than the prices of securities of U.S. issuers because of economic and social conditions abroad, political developments, and changes in the regulatory environments of foreign countries. Changes in exchange rates and interest rates, and the imposition of sanctions, confiscations, trade restrictions (including tariffs) and other government restrictions by the United States and/or other governments may adversely affect the values of the Fund's foreign investments. Foreign companies are generally subject to different legal and accounting standards than U.S. companies, and foreign financial intermediaries may be subject to less supervision and regulation than U.S. financial firms. Foreign securities include ADRs. Unsponsored ADRs are organized independently and without the cooperation of the foreign issuer of the underlying securities, and involve additional risks because U.S. reporting requirements do not apply. In addition, the issuing bank may deduct shareholder distribution, custody, foreign currency exchange, and other fees from the payment of dividends.

Preferred Stock Risk. Preferred stock represents an equity interest in a company that generally entitles the holder to receive, in preference to the holders of other stocks such as common stock, dividends and a fixed share of the proceeds resulting from a liquidation of the company. The market value of preferred stock is subject to company-specific and market risks applicable generally to equity securities and is also sensitive to changes in the company's creditworthiness, the ability of the company to make payments on the preferred stock, and changes in interest rates, typically declining in value if interest rates rise.

ETF Risk. Investing in an ETF will provide the Fund with exposure to the securities comprising the index on which the ETF is based and will expose the Fund to risks similar to those of investing directly in those securities. Shares of ETFs typically trade on securities exchanges and may at times trade at a premium or discount to their net asset values ("NAVs"). In addition, an ETF may not replicate exactly the performance of the benchmark index it seeks to track for a number of reasons, including transaction costs incurred by the ETF, the temporary unavailability of certain index securities in the secondary market or discrepancies between the ETF and the index with respect to the weighting of securities or the number of securities held. Investing in ETFs, which are investment companies, involves duplication of advisory fees and certain other expenses. The Fund will pay brokerage commissions in connection with the purchase and sale of shares of ETFs.

Value-Oriented Investment Strategies Risk. Value stocks are those that are believed to be undervalued in comparison to their peers due to adverse business developments or other factors. Value investing is subject to the risk that the market will not recognize a security's inherent value for a long time or at all, or that a stock judged to be undervalued may actually be appropriately priced or overvalued. In addition, during some periods (which may be extensive) value stocks generally may be out of favor in the markets.

Warrants and Rights Risk. Warrants and rights may lack a liquid secondary market for resale. The prices of warrants and rights may fluctuate as a result of speculation or other factors. Warrants and rights can provide a greater potential for profit or loss than an equivalent investment in the underlying security. Prices of warrants and rights do not necessarily move in tandem with the prices of their underlying securities and therefore, are highly volatile and speculative investments. If a warrant or right expires without being exercised, the Fund will lose any amount paid for the warrant or right.

Investment Risk. Various sectors of the global financial markets have been experiencing an extended period of adverse conditions. Market uncertainty has increased dramatically, particularly in the United States and Europe, and adverse market conditions have expanded to other markets. These conditions have resulted in disruption of markets, periods of reduced liquidity, greater volatility, general volatility of spreads, an acute contraction in the availability of credit and a lack of price transparency. The long-term impact of these events is uncertain but could continue to have a material effect on general economic conditions, consumer and business confidence, and market liquidity.

Sector Focus Risk. The Fund may invest a larger portion of its assets in one or more sectors than many other mutual funds and, thus, will be more susceptible to negative events affecting those sectors. For example, as of November 30, 2024, 25.4% of the Fund's assets were invested in the financials sector. The performance of companies in the financial sector may be adversely impacted by many factors, including, among others: government regulations of, or related to, the sector; governmental monetary and fiscal policies; economic, business or political conditions; credit rating downgrades; changes in interest rates; price competition; and decreased liquidity in credit markets. The financial sector has experienced significant losses and a high degree of volatility in the recent past, and the impact of more stringent capital requirements and of recent or future regulation on any individual financial company or on the sector as a whole cannot be predicted.

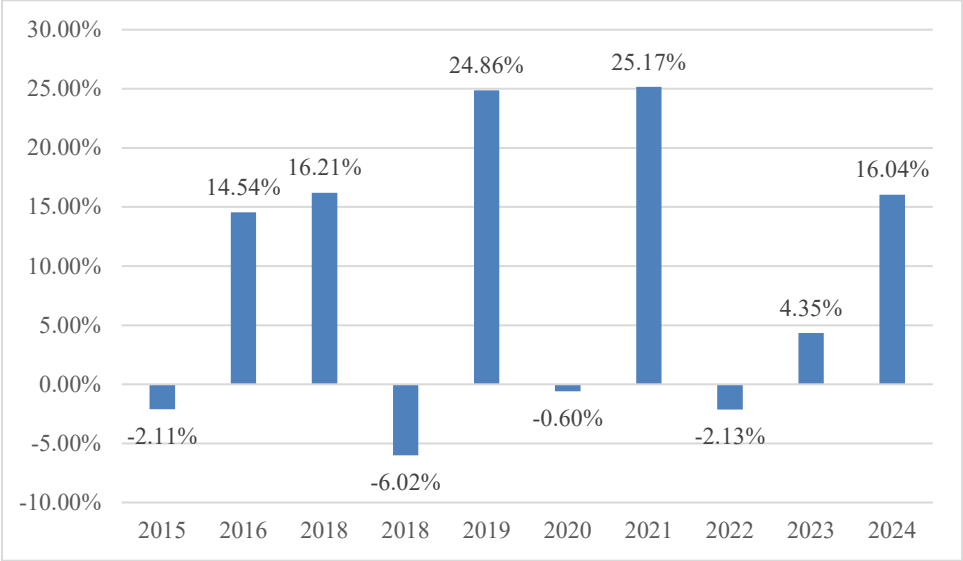
Cybersecurity Risk. Cybersecurity incidents may allow an unauthorized party to gain access to Fund assets, customer data (including private shareholder information), or proprietary information, or cause the Fund, the Advisor, and/or other service providers (including custodians, sub-custodians, transfer agents and financial intermediaries) to suffer data breaches, data corruption or loss of operational functionality. In an extreme case, a shareholder's ability to exchange or redeem Fund shares may be affected. Issuers of securities in which the Fund invests are also subject to cybersecurity risks, and the value of those securities could decline if the issuers experience cybersecurity incidents.

Market Disruption and Geopolitical Risk. U.S. market disruption can be caused by economic, financial or political events and factors, including but not limited to, international wars or conflicts (including Russia’s military invasion of Ukraine and the Israel-Hamas war), geopolitical developments (including trading and tariff arrangements, and sanctions), instability in regions such as Asia, Eastern Europe and the Middle East, terrorism, natural disasters and public health epidemics (including the outbreak of COVID-19 globally).

PERFORMANCE INFORMATION

The following bar chart and tables provide an indication of the risks of investing in the Fund by showing changes in the Fund’s Investor Class performance from year to year and by showing how the average annual total returns for each class compared to that of a broad-based securities market index. The Fund acquired all of the assets and liabilities of the Zacks Dividend Fund (the “Predecessor Fund”), a series of Investment Managers Series Trust (the “Predecessor Trust”), in a tax-free reorganization on January 26, 2024. In connection with this acquisition, Institutional Class and Investor Class shares of the Predecessor Fund were exchanged for Institutional Class shares and Investor Class shares of the Fund, respectively. The Predecessor Fund had an investment objective and strategies that were, in all material respects, the same as those of the Fund, and were managed in a manner that, in all material respects, complied with the investment guidelines and restrictions of the Fund. The performance information set forth below reflects the historical performance of the Predecessor Fund’s shares. You should be aware that the Fund’s past performance (before and after taxes) may not be an indication of how the Fund will perform in the future. Updated performance information is available on the Fund’s website at: www.zacksfunds.com or by calling 1-888-453-4003.

Calendar-Year Total Return (before taxes) for Investor Class Shares
For each calendar year at NAV



Investor Class Shares		
Highest Calendar Quarter Return at NAV (non-annualized):	15.00%	Quarter Ended 12/31/2022
Lowest Calendar Quarter Return at NAV (non-annualized):	(23.00)%	Quarter Ended 03/31/2020

Average Annual Total Returns for the Periods Ended December 31, 2024	1 year	5 years	10 years*
Return Before Taxes			
Investor Class Shares	16.04%	8.08%	8.47%
Institutional Class Shares	16.30%	8.08%	9.28%
Return After Taxes on Distributions*			
Investor Class Shares	14.47%	6.43%	7.00%
Return After Taxes on Distributions and Sale of Fund Shares*			
Investor Class Shares	10.58%	5.83%	6.27%
Russell 1000®** Index (Reflects no deductions for fees, expenses or taxes)	24.51%	14.28%	12.87%
Russell 1000® Value Index (Reflects no deductions for fees, expenses or taxes)	14.37%	8.68%	8.49%

* Investor Class shares were first offered on January 31, 2014. Institutional Class shares were first offered on January 31, 2017. The performance figures for Institutional Class shares include the performance for the Investor Class shares for the period prior to January 31, 2017. For such period Institutional Class shares would have had substantially similar performance as Investor Class because the shares are invested in the same portfolio of securities and the average annual total returns would have differed only to the extent that the expenses of Institutional Class shares were lower than the expenses of Investor Class shares and therefore, returns for Institutional Class shares would have been higher than those of Investor Class shares.

** In accordance with new regulatory requirements, the Fund changed its broad-based securities market index from the Russell 1000® Value Index to the Russell 1000® Index. The Fund will continue to show the performance of the Russell 1000® Value Index for comparative purposes.

After-tax performance is presented only for Investor Class shares of the Fund. The after-tax returns for other Fund classes may vary. Actual after-tax returns depend on the investor's individual tax situation and may differ from the returns shown. After-tax returns are not relevant for shares held in tax-advantaged investment vehicles such as employer-sponsored 401(k) plans and individual retirement accounts ("IRAs"). The after-tax returns shown are calculated using the highest individual federal marginal income tax rates in effect during the periods presented and do not reflect the impact of state and local taxes.

MANAGEMENT

Investment Advisor. Zacks Investment Management, Inc. is the Advisor to the Fund.

Portfolio Manager. Mitch Zacks, Principal & senior portfolio manager of the Advisor, has served as a portfolio manager of the Fund since its inception in January 2014.

PURCHASE AND REDEMPTION OF SHARES

Investor Class Shares

Minimum Investments	To Open Your Account	To Add to Your Account
Direct Regular Accounts	\$2,500	\$100
Direct Retirement Accounts	\$1,000	\$50
Automatic Investment Plan	\$500	\$50
Gift Account For Minors	\$1,000	\$50

Institutional Class Shares

Minimum Investments	To Open Your Account	To Add to Your Account
Direct Regular Accounts	\$5,000	\$1,000
Direct Retirement Accounts	\$2,000	\$500
Automatic Investment Plan	\$5,000	\$500
Gift Account For Minors	\$2,000	\$500

The eligibility requirements for each class are described in this Prospectus under “How to Buy and Sell Shares” and on the Fund’s website. We may reduce or waive the minimums or eligibility requirements in certain cases.

The Fund’s shares are available for purchase and are redeemable on any business day through your broker-dealer and directly from the Fund by mail, facsimile, telephone, or bank wire. Purchase and redemption orders by mail should be sent to Zacks Dividend Fund, c/o Ultimus Fund Solutions, LLC, Via Regular Mail: P.O. Box 46707, Cincinnati, OH 45246 or Via Overnight Mail: 225 Pictoria Drive, Suite 450, Cincinnati, OH 45246. Please call the Fund at 1-888-453-4003 to conduct telephone transactions or to receive wire instructions for bank wire orders. Investors who wish to purchase or redeem Fund shares through a broker-dealer should contact the broker-dealer directly.

TAX INFORMATION

The Fund’s distributions will generally be taxed to you as ordinary income or capital gains, unless you are investing through a tax deferred arrangement, such as a 401(k) plan or an IRA. Distributions on investments made through tax deferred vehicles, such as 401(k) plans or IRAs, may be taxed later upon withdrawal of assets from those accounts.

PAYMENTS TO BROKER-DEALERS AND OTHER FINANCIAL INTERMEDIARIES

If you purchase shares of the Fund through a broker-dealer or other financial intermediary (such as a bank), the Advisor, or other related companies may pay the intermediary for marketing activities and presentations, educational training programs, conferences, the development of technology platforms and reporting systems, or other services related to the sale or promotion of the Fund. These payments may create a conflict of interest by influencing the broker-dealer or other intermediary and your salesperson to recommend the Fund over another investment. Ask your salesperson or visit your financial intermediary’s website for more information.

ADDITIONAL INFORMATION ABOUT THE FUNDS' INVESTMENT OBJECTIVES, PRINCIPAL INVESTMENT STRATEGIES, AND RISKS

ZACKS ALL-CAP CORE FUND

Investment Objectives

The Fund's investment objectives are primarily capital appreciation and secondarily, to provide shareholders with income through dividends. There is no guarantee that the Fund will achieve its objectives. The Fund's investment objectives are not fundamental, and may be changed by the Board without shareholder approval upon 60 days' prior written notice to shareholders. The Fund's investment strategies and policies may be changed from time to time without shareholder approval or prior written notice, unless specifically stated otherwise in this Prospectus or the Statement of Additional Information (the "SAI").

Principal Investment Strategies

The Fund pursues its investment objectives by applying a hybrid research process which uses both quantitative and qualitative criteria. The Advisor uses the Zacks Rank to quantitatively assess the attractiveness of a large universe of stocks based primarily on an analysis of changing patterns of earnings estimates for a company. The primary aim of the Zacks Rank model is to identify those companies most likely to experience positive earnings estimate revisions. From a smaller universe of stocks that are highly ranked by the quantitative model (approximately 300 securities), the portfolio manager selects stocks with strong earnings potential using traditional "bottom-up" valuation metrics.

Portfolio construction is driven by modern portfolio theory incorporating strict risk controls. Modern portfolio theory is a method for selecting investments intended to maximize overall returns within an acceptable level of risk. This mathematical framework is used to build a portfolio of investments that maximizes the amount of expected return for the given level of risk. Under normal circumstances, the Advisor expects to invest primarily in equity securities with an emphasis on equity securities of U.S. issuers. The Fund seeks to diversify its assets by investing in securities from a pool of more than one dozen industry sectors and over 200 industry groups. The Advisor allocates assets opportunistically based on market information and is not constrained by market capitalization or style parameters. Sector, capitalization and style allocations generally result from market trends regarding earnings information. The Fund may invest a significant amount of its assets in one or more sectors from time to time. As of November 30, 2024, 27.2% of the Fund's assets were invested in the technology sector. The sectors in which the Fund is more heavily invested will vary.

Under normal circumstances, the Fund invests primarily in equity securities of U.S. issuers. The Fund also may invest in equity securities of Canadian issuers and ADRs. ADRs are receipts that represent interests in foreign securities held on deposit by U.S. banks. These policies are non-fundamental and may be changed by the Board without shareholder approval. In addition, the Fund may lend its portfolio securities to broker-dealers and other institutions as a means of earning additional income.

Investment Philosophy. The Advisor's investment strategy is based on the belief that just as the broader markets are driven by investors' expectations of interest rates, inflation and economic growth, each individual company's stock price is also driven by expectations. The most critical expectations are the projected earnings for the current quarter, the current fiscal year and the next fiscal year.

These earnings expectations, or estimates, and their continual revisions are generated by approximately 3,500 securities analysts employed by over 200 brokerage/research firms providing ongoing investment research to the Advisor. These analysts closely monitor selected groups of companies, analyzing their financial data, their competitors and their markets. They also evaluate new products and services provided by the companies and meet with company executives to learn more about a company's operations. The analysts use this information to arrive at estimates of a company's future earnings.

Statistical studies indicate that when analysts' earnings estimates for a company are revised upward, the stock, on average, will outperform the market. Conversely, if earnings estimates for a company are revised downward, the stock, on average, will underperform the market.

The Advisor selects stocks that it believes will experience future upward estimate revisions and consequently upward price movements. The Advisor relies on information provided by its affiliate, Zacks Investment Research, Inc., to make these investment decisions.

Zacks Investment Research, Inc. developed a system and database to monitor the earnings estimates of virtually all of the analysts that follow a given company. The Zacks database covers approximately 4,000 U.S. and Canadian companies and is updated daily. Zacks Investment Research, Inc. uses this database to produce the Zacks Rank, a ranking of companies based on patterns in earnings estimate revisions and deviations between reported quarterly earnings and analysts' estimates of earnings for the quarter. The Zacks Rank seeks to predict future relative investment performance over a three – to six - month horizon, for over 4,000 U.S. and Canadian companies.

Zacks Investment Research, Inc. has been producing the Zacks Rank on a weekly basis since 1981. The Zacks Rank classifies companies into five categories, numbered one through five. The stocks in category one are expected to have upward estimate revisions and the stocks in category five are expected to have downward estimate revisions. The Advisor has used the Zacks Rank since 1994 as one factor when making stock selection decisions for institutional accounts. The Advisor plan uses the Zacks Rank, as well as other factors, in managing investments in the Fund.

Decision Process and Stock Selection. The Advisor's decision process is based on the portfolio manager's evaluation of a wide range of fundamental factors, including the Zacks Rank, to determine if a company's stock should be purchased for or sold from the portfolio.

When the Advisor believes that current market, economic, political or other conditions are unsuitable and would impair the pursuit of the Fund's investment objective, the Fund may invest up to 100% of its assets in cash or cash equivalents, including but not limited to, obligations of the U.S. Government, money market fund shares, commercial paper, certificates of deposit and/or bankers acceptances, as well as other interest bearing or discount obligations or debt instruments that carry an investment grade rating by a national rating agency. When the Fund takes a temporary defensive position, the Fund may not achieve its investment objective.

Secondary Investment Strategies

Although not primary investment strategies, the Fund is authorized to use certain derivative instruments for hedging and risk management strategies; enter into forward commitment transactions for the purchase and sale of securities on a “when-issued” or “delayed delivery” basis; make short sales of securities; engage in repurchase agreement transactions; invest up to 15% of the Fund’s net assets in illiquid or restricted securities; and lend portfolio securities. These investment strategies are described in the SAI.

ZACKS SMALL-CAP CORE FUND

Investment Objective

The Zacks Small-Cap Core Fund seeks capital appreciation. The Fund’s investment objective is not fundamental, and may be changed by the Board without shareholder approval upon 60 days’ prior written notice to shareholders. The Fund’s investment strategies and policies may be changed from time to time without shareholder approval or prior written notice, unless specifically stated otherwise in this Prospectus or the SAI.

Principal Investment Strategies

The Fund pursues its investment objective by applying a hybrid research process which uses both quantitative and qualitative criteria. The Advisor uses a proprietary model to quantitatively assess the attractiveness of a large universe of stocks based on potential capital appreciation. The primary aim of the quantitative model is to identify those companies most likely to generate positive alpha, or excess return over the market, when adjusted for stock beta, or movement with the market. From a smaller universe of stocks that are highly ranked by the quantitative model, the portfolio manager selects small-cap stocks with attractive risk/return characteristics based on qualitative criteria. Portfolio construction incorporates risk controls. The Fund may invest a significant amount of its assets in one or more sectors from time to time. As of November 30, 2024, 24.1% of the Fund’s assets were invested in the financials sector and 20.6% of the Fund’s assets were invested in the industrials sector. The sectors in which the Fund is more heavily invested will vary.

Under normal circumstances, the Fund will invest at least 80% of its net assets (including amounts borrowed for investment purposes) in a diversified portfolio of equity securities of small capitalization companies, with an emphasis on equity securities of U.S. issuers. The Fund’s investments in equity securities may include common stock, preferred stock and convertible securities. The Fund considers small capitalization companies to be companies within the range of those companies included in the Russell 2000® Index at the time of purchase. Because small capitalization companies are defined by reference to an index, the range of market capitalization companies in which the Fund invests may vary with market conditions. As of April 28, 2024, the market capitalizations of companies included in the Russell 2000® Index were between \$150.4 million and \$7.1 billion. The Russell 2000® Index is reconstituted annually, typically on May 31 of each year, to seek to ensure that larger stocks do not distort the performance and characteristics of the Index and that the represented companies continue to reflect small capitalization characteristics.

The Fund is designed to be a “core” fund that seeks to combine both value and growth characteristics within the small-cap universe. The Fund seeks to diversify its assets by investing in securities from a pool of more than one dozen industry sectors. The Advisor allocates assets opportunistically based on market information and is not constrained by investment style parameters. The Fund may engage in short-sale transactions up to 25% of its net assets. The Fund’s investment strategy involves active and frequent trading. In addition, the Fund may lend its portfolio securities to broker-dealers and other institutions as a means of earning additional income.

Under normal circumstances, the Fund invests primarily in equity securities of U.S. issuers. The Fund also may invest in equity securities of Canadian issuers and ADRs. ADRs are receipts that represent interests in foreign securities held on deposit by U.S. banks. These policies are non-fundamental and may be changed by the Board without shareholder approval.

Investment Philosophy. The Advisor’s overall investment philosophy is to use quantitative methodologies combined with qualitative analysis to generate attractive risk-adjusted returns. The Advisor’s investment strategies emphasize insights from a disciplined research process that focuses on identifying investment anomalies. The Advisor’s security selection models are based on proprietary research and must incorporate solid economic principles as well as produce empirical results. The Advisor combines alpha generation models with risk-management systems as well as extensive qualitative oversight to seek to generate consistent risk-adjusted returns. The Advisor believes a systematic disciplined process, implemented through a full market cycle, is paramount in generating alpha over time.

Decision Process and Stock Selection. The Advisor’s decision process is based on the portfolio manager’s evaluation of a wide range of fundamental factors and proprietary quantitative models, to determine whether a company’s stock should be purchased for or sold from the Fund’s portfolio.

When the Advisor believes that current market, economic, political or other conditions are unsuitable and would impair the pursuit of the Fund’s investment objective, the Fund may invest up to 100% of its assets in cash or cash equivalents, including but not limited to, obligations of the U.S. Government, money market fund shares, commercial paper, certificates of deposit and/or bankers acceptances, as well as other interest bearing or discount obligations or debt instruments that carry an investment grade rating by a national rating agency. When the Fund takes a temporary defensive position, the Fund may not achieve its investment objective.

ZACKS DIVIDEND FUND

Investment Objectives

The Fund's investment objectives are capital appreciation and dividend income. There is no assurance that the Fund will achieve its investment objectives. The Fund's investment objectives are not fundamental and may be changed by the Board without shareholder approval, upon at least 60 days' prior written notice to shareholders. The Fund's investment strategies and policies may be changed from time to time without shareholder approval or prior written notice, unless specifically stated otherwise in this Prospectus or the SAI.

Principal Investment Strategies

Under normal market conditions, the Fund will invest at least 80% of its net assets plus borrowings for investment purposes in equity securities of dividend paying companies organized or headquartered in the United States. The Fund's equity investments include common stock, preferred stock, rights and warrants. The Advisor intends to invest the Fund's assets in the stocks of companies that it believes are undervalued based on their earnings, dividends, assets, or other financial measures. While the Fund may invest its assets in companies of any size, the Advisor will generally focus on companies with large market capitalizations (\$10 billion or higher at the time of purchase). The Fund may also invest in ETFs and ADRs. In addition, the Fund may lend its portfolio securities to broker-dealers and other institutions as a means of earning additional income.

The Advisor employs a bottom-up investment approach to buying and selling investments for the Fund. The Advisor selects investments primarily based on quantitative analysis of an individual issuer and its potential for capital appreciation and dividend income. The Advisor uses a quantitative model that analyzes an issuer's dividend yield, earnings, cash flows, competitive position, and management ability. The primary aim of this quantitative model is to systematically evaluate an issuer's valuation, price and earnings momentum and earnings quality. In addition to considering a company's financial condition the Advisor also considers other factors such as general market, economic, political, and regulatory conditions. The Fund may invest a significant amount of its assets in one or more sectors from time to time. As of November 30, 2024, 25.4% of the Fund's assets were invested in the financials sector. The sectors in which the Fund is more heavily invested will vary.

The Fund will sell a security when one or more of the following occurs: 1) the security's dividend is reduced to what the Advisor believes is an unacceptable amount per share, 2) the security's yield falls below acceptable parameters, 3) there is a fundamental development that weakens the company's balance sheet, 4) the Advisor believes a more attractive investment opportunity is identified for the Fund; or 5) the Fund needs cash to meet redemption requests.

When the Advisor believes that current market, economic, political or other conditions are unsuitable and would impair the pursuit of the Fund's investment objective, the Fund may invest up to 100% of its assets in cash or cash equivalents, including but not limited to, obligations of the U.S. Government, money market fund shares, commercial paper, certificates of deposit and/or bankers acceptances, as well as other interest bearing or discount obligations or debt instruments that carry an investment grade rating by a national rating agency. When the Fund takes a temporary defensive position, the Fund may not achieve its investment objective.

PRINCIPAL INVESTMENT RISKS FOR THE FUNDS

Investors should consider the following risk factors and special considerations associated with investing in each Fund, which may cause you to lose money. The following principal risk factors have been identified for the Funds.

Risk	Zacks All-Cap Core Fund	Zacks Small-Cap Core Fund	Zacks Dividend Fund
Cybersecurity	X	X	X
Dividend Paying Securities			X
Equity	X	X	X
ETF			X
Foreign Investment	X	X	X
Growth-Oriented Investment Strategies	X	X	
Income and Distribution	X	X	
Investment Risk	X	X	X
Lending Portfolio Securities	X	X	X
Management and Strategy	X	X	X
Market Capitalization	X		X
Market	X	X	X
Market Disruption and Geopolitical	X	X	X
Portfolio Turnover		X	
Preferred Stock			X
Quantitative Model	X	X	X
Sector Focus	X	X	X
Short Sales		X	
Small-Cap Companies		X	
Value-Oriented Investment Strategies	X	X	X
Warrants and Rights			X

Cybersecurity Risk. Cybersecurity incidents may allow an unauthorized party to gain access to Fund assets, customer data (including private shareholder information), or proprietary information, or cause the Fund, the Advisor, and/or other service providers (including custodians, sub-custodians, transfer agents and financial intermediaries) to suffer data breaches, data corruption or loss of operational functionality. A cybersecurity incident may disrupt the processing of shareholder transactions, impact the Fund's ability to calculate its NAVs, and prevent shareholders from redeeming their shares. Issuers of securities in which the Fund invests are also subject to cybersecurity risks, and the value of those securities could decline if the issuers experience cybersecurity incidents.

Dividend Paying Securities Risk. The Fund will have significant exposure to dividend paying securities. There is no guarantee that issuers of the securities held by the Fund will declare dividends in the future or that, if declared, they will either remain at current levels or increase over time. The Fund may also underperform similar funds that invest without considering a company's dividend payments. Companies that pay dividends historically may not participate in a broad market advance to the same extent as other companies that do not pay dividends. Such companies may also be sensitive to a sharp rise in interest rates or an economic downturn that leads to the elimination or reduction of dividend payments to investors.

Equity Risk. The value of equity securities held by the Fund may fall due to general market and economic conditions, perceptions regarding the industries in which the issuers of securities held by the Fund participate, or factors relating to specific companies in which the Fund invests. The price of common stock of an issuer in the Fund's portfolio may decline if the issuer fails to make anticipated dividend payments because, among other reasons, the financial condition of the issuer declines. Common stock is subordinated to preferred stocks, bonds and other debt instruments in a company's capital structure in terms of priority with respect to corporate income, and therefore will be subject to greater dividend risk than preferred stocks or debt instruments of such issuers. In addition, while broad market measures of common stocks have historically generated higher average returns than fixed income securities, common stocks have also experienced significantly more volatility in those returns.

ETF Risk. Investing in an ETF will provide the Fund with exposure to the securities comprising the index on which the ETF is based and will expose the Fund to risks similar to those of investing directly in those securities. Shares of ETFs typically trade on securities exchanges and may at times trade at a premium or discount to their NAVs. In addition, an ETF may not replicate exactly the performance of the benchmark index it seeks to track for a number of reasons, including transaction costs incurred by the ETF, the temporary unavailability of certain index securities in the secondary market or discrepancies between the ETF and the index with respect to the weighting of securities or the number of securities held. Investing in ETFs, which are investment companies, involves duplication of advisory fees and certain other expenses. The Fund will pay brokerage commissions in connection with the purchase and sale of shares of ETFs.

Foreign Investment Risk. Investments in foreign securities are affected by risk factors generally not thought to be present in the United States. The prices of foreign securities may be more volatile than the prices of securities of U.S. issuers because of economic and social conditions abroad, political developments, and changes in the regulatory environments of foreign countries. Special risks associated with investments in foreign markets include less liquidity, less developed or less efficient trading markets, lack of comprehensive company information, less government supervision of exchanges, brokers and issuers, greater risks associated with counterparties and settlement, and difficulty in enforcing contractual obligations. Changes in exchange rates and interest rates, and the imposition of foreign taxes, sanctions, confiscations, trade restrictions (including tariffs) and other government restrictions by the United States and/or other governments may adversely affect the values of the Fund's foreign investments. Foreign companies are generally subject to different legal and accounting standards than

U.S. companies, and foreign financial intermediaries may be subject to less supervision and regulation than U.S. financial firms. The Fund's investments in depository receipts (including ADRs) are subject to these risks, even if denominated in U.S. dollars, because changes in currency and exchange rates affect the values of the issuers of depository receipts. In addition, the underlying issuers of certain depository receipts, particularly unsponsored or unregistered depository receipts, are under no obligation to distribute shareholder communications to the holders of such receipts, or to pass through to them any voting rights with respect to the deposited securities.

Growth-Oriented Investment Strategies Risk. Growth funds generally focus on stocks of companies believed to have above-average potential for growth in revenue and earnings. Growth securities typically are very sensitive to market movements because their market prices frequently reflect projections of future earnings or revenues, and when it appears that those expectations will not be met the prices of growth securities typically fall. Prices of these companies' securities may be more volatile than those of other securities, particularly over the short term.

Income and Distribution Risk. The income that shareholders receive from the Fund through annual distributions is based primarily on the dividends and interest the Fund earns from its investments. Dividend payments the Fund receives in respect of its portfolio securities can vary widely over the short and long term. Dividends on an issuer's common stock are not fixed but are declared at the discretion of the issuer's board of directors. There is no guarantee that the issuers of common stocks in which the Fund invests will declare dividends in the future or that if declared they will remain at current levels or increase over time.

Investment Risk. The value of the Fund's investments, like other market investments, may move up or down, sometimes rapidly and unpredictably. All investments involve risks, including the risk that the entire amount invested may be lost. No guarantee or representation is made that the Fund's investment objectives will be achieved.

Various sectors of the global financial markets have been experiencing an extended period of adverse conditions. Market uncertainty has increased dramatically, particularly in the United States and Europe, and adverse market conditions have expanded to other markets. These conditions have resulted in disruption of markets, periods of reduced liquidity, greater volatility, general volatility of spreads, an acute contraction in the availability of credit and a lack of price transparency. These volatile and often difficult global market conditions have episodically adversely affected the market values of many securities, and this volatility may continue, and conditions could even deteriorate further. Some of the largest banks and companies across many sectors of the economy in the United States and Europe have declared bankruptcy, entered into insolvency, administration or similar proceedings, been nationalized by government authorities, and/or agreed to merge with or be acquired by other banks or companies that had been considered their peers. The long-term impact of these events is uncertain but could continue to have a material effect on general economic conditions, consumer and business confidence, and market liquidity.

Major public health issues, such as COVID-19, have at times, and may in the future impact the Fund. The COVID-19 pandemic caused substantial market volatility and global business disruption and impacted the global economy in significant and unforeseen ways. Any public health emergency, including the COVID-19 pandemic or any outbreak of other existing or new epidemic diseases or the threat thereof, and the resulting financial and economic market uncertainty, could have a material adverse impact on the Fund or its investments. Moreover, changes in interest rates, travel advisories, quarantines and restrictions, disrupted supply chains and industries, impact on labor markets, reduced liquidity or a slowdown in U.S. or global economic conditions resulting from a future public health crisis may also adversely affect the Fund or its investments. COVID-19, or any other health crisis and the current or any resulting financial, economic and capital markets environment, and future developments in these and other areas present uncertainty and risk with respect to the Fund's NAV, performance, financial condition, results of operations, ability to pay distributions, make share repurchases and portfolio liquidity, among other factors.

Lending Portfolio Securities Risk. The Fund may lend its portfolio securities to broker-dealers and banks, provided that it may not lend securities if, as a result, the aggregate value of all securities loaned would exceed 33 1/3% of its total assets. Any such loan must be continuously secured by collateral (cash or U.S. government securities). The securities lending agent will invest cash collateral in short-term investments, which are subject to market depreciation. In the event of bankruptcy or other default of the borrower, the Fund could experience delays in both liquidating the loan collateral and recovering the loaned securities and losses. The collateral (including any investment of cash collateral) is not subject to the percentage limitations on the Fund's investments described elsewhere in this prospectus.

Management and Strategy Risk. The value of your investment is dependent upon the judgment of the Advisor about the quality, relative yield, value or market trends affecting a particular security, industry, sector or region, which may prove to be incorrect. Investment strategies employed by the Advisor in selecting investments for the Fund may not result in an increase in the value of your investment or in overall performance equal to other investments.

Market Capitalization Risk. Larger, more established companies may be unable to attain the high growth rates of successful, smaller companies during periods of economic expansion. In addition, large-capitalization companies may be unable to respond quickly to new competitive challenges, such as changes in technology and consumer tastes, and may be more prone to global economic risks. Investing in small-capitalization and mid-capitalization companies generally involves greater risks than investing in large-capitalization companies. Small- or mid-cap companies may have limited product lines, markets or financial resources or may depend on the expertise of a few people and may be subject to more abrupt or erratic market movements than securities of larger, more established companies or market averages in general. Many small capitalization companies may be in the early stages of development. Since equity securities of smaller companies may lack sufficient market liquidity and may not be regularly traded, it may be difficult or impossible to sell securities at an advantageous time or a desirable price.

Market Risk. The market price of a security or instrument may decline, sometimes rapidly or unpredictably, due to general market conditions that are not specifically related to a particular company, such as real or perceived adverse economic or political conditions throughout the world, changes in the general outlook for corporate earnings, changes in interest or currency rates, or adverse investor sentiment generally. The market value of a security or instrument also may decline because of factors that affect a particular industry or industries, such as labor shortages or increased production costs and competitive conditions within an industry. In addition, local, regional or global events such as war, acts of terrorism, the spread of infectious illness or other public health issues, or other events could have a significant impact on a security or instrument. For example, the financial crisis that began in 2007 caused a significant decline in the value and liquidity of many securities; in particular, the values of some sovereign debt and of securities of issuers that invest in sovereign debt and related investments fell, credit became more scarce worldwide and there was significant uncertainty in the markets. More recently, Russia's invasion of Ukraine and the COVID-19 pandemic have negatively affected the worldwide economy, as well as the economies of individual countries, the financial health of individual companies and the market in general in significant and unforeseen ways. Such environments could make identifying investment risks and opportunities especially difficult for the Advisor. In response to the crises, the United States and other governments have taken steps to support financial markets. The withdrawal of this support or failure of efforts in response to a crisis could negatively affect financial markets generally as well as the value and liquidity of certain securities. In addition, policy and legislative changes in the United States and in other countries are changing many aspects of financial regulation. The impact of these changes on the markets, and the practical implications for market participants, may not be fully known for some time.

Market Disruption and Geopolitical Risk. U.S. market disruption can be caused by economic, financial or political events and factors, including but not limited to, international wars or conflicts (including Russia's military invasion of Ukraine and the Israel-Hamas war), geopolitical developments (including trading and tariff arrangements, and sanctions), instability in regions such as Asia, Eastern Europe and the Middle East, terrorism, natural disasters and public health epidemics (including the outbreak of COVID-19 globally). The extent and duration of such events and resulting market disruptions cannot be predicted, but could be substantial and could magnify the impact of other risks to the Funds. These and other similar events could adversely affect the U.S. financial markets and lead to increased market volatility, reduced liquidity in the securities markets, significant negative impacts on issuers and the markets for certain securities and/or government intervention. They may also cause short- or long-term economic uncertainties in the United States and worldwide. As a result, whether or not a Fund invests in securities of issuers with exposure to the countries directly affected, the value and liquidity of the Fund's investments may be negatively impacted.

Portfolio Turnover Risk. Active and frequent trading of the Fund's securities may lead to higher transaction costs and may result in a greater number of taxable transactions, which could negatively affect the Fund's performance. A high rate of portfolio turnover is 100% or more.

Preferred Stock Risk. Preferred stock represents an equity interest in a company that generally entitles the holder to receive, in preference to the holders of other stocks such as common stocks, dividends and a fixed share of the proceeds resulting from a liquidation of the company. Preferred stocks may pay fixed or adjustable rates of return. The market value of preferred stock is subject to issuer-specific and market risks applicable generally to equity securities and is sensitive to changes in the issuer's creditworthiness, the ability of the issuer to make payments on the preferred stock and changes in interest rates, typically declining in value if interest rates rise. In addition, a company's preferred stock generally pays dividends only after the company makes required payments to holders of its bonds and other debt. Therefore, the value of preferred stock will usually react more strongly than bonds and other debt to actual or perceived changes in the company's financial condition or prospects.

Quantitative Model Risk. There are limitations inherent in every quantitative model. The value of securities selected using quantitative analysis can react differently to issuer, political, market, and economic developments than the market as a whole or securities selected using only fundamental analysis. The factors used in quantitative analysis and the weight placed on those factors may not be predictive of a security's value. In addition, factors that affect a security's value can change over time and these changes may not be reflected in the quantitative model. Any model may contain flaws the existence and effect of which may be discovered only after the fact or not at all. Even in the absence of flaws, a model may not perform as anticipated. There can be no assurance that use of a quantitative model will enable the Fund to achieve positive returns or outperform the market.

Sector Focus Risk – Zacks All-Cap Core Fund. The Fund may invest a larger portion of its assets in one or more sectors than many other mutual funds and thus will be more susceptible to negative events affecting those sectors. The prices of securities of issuers in a particular sector may be more susceptible to fluctuations due to changes in economic or business conditions, government regulations or monetary and fiscal policies, market sentiment and expectations, availability of basic resources or supplies, or other events that affect that sector more than securities of issuers in other sectors. At times the performance of the Fund's investments may lag the performance of other sectors or the broader market as a whole. Such underperformance may continue for extended periods of time. As of November 30, 2024, 27.2% of the Fund's assets were invested in the technology sector. Technology companies may have limited product lines, markets, financial resources or personnel. Technology companies typically face intense competition and potentially rapid product obsolescence. They are also heavily dependent on intellectual property rights and may be adversely affected by the loss or impairment of those rights. Companies in the technology sector are facing increased government and regulatory scrutiny and may be subject to adverse government or regulatory action.

Sector Focus Risk – Zacks Small-Cap Core Fund. The Fund may invest a larger portion of its assets in one or more sectors than many other mutual funds and thus will be more susceptible to negative events affecting those sectors. For example, as of November 30, 2024, 24.1% of the Fund's assets were invested in the financials sector and 20.6% of the Fund's assets were invested in the industrials sector. The performance of companies in the financial sector may be adversely impacted by many factors, including, among others: government regulations of, or related to, the sector; governmental monetary and fiscal policies; economic, business or political conditions; credit rating downgrades; changes in

interest rates; price competition; and decreased liquidity in credit markets. The financial sector has experienced significant losses and a high degree of volatility in the recent past, and the impact of more stringent capital requirements and of recent or future regulation on any individual financial company or on the sector as a whole cannot be predicted. The performance of companies in the industrial sector may be adversely impacted by many factors, including, among others: government regulations of, or related to, the sector; world events and economic conditions; insurance costs; and labor relations issues. Companies in the industrial sector can also be cyclical, subject to sharp price movements, and significantly affected by government spending policies.

Sector Focus Risk – Zacks Dividend Fund. The Fund may invest a larger portion of its assets in one or more sectors than many other mutual funds and, thus, will be more susceptible to negative events affecting those sectors. For example, as of November 30, 2024, 25.4% of the Fund's assets were invested in the financials sector. The performance of companies in the financial sector may be adversely impacted by many factors, including, among others: government regulations of, or related to, the sector; governmental monetary and fiscal policies; economic, business or political conditions; credit rating downgrades; changes in interest rates; price competition; and decreased liquidity in credit markets. The financial sector has experienced significant losses and a high degree of volatility in the recent past, and the impact of more stringent capital requirements and of recent or future regulation on any individual financial company or on the sector as a whole cannot be predicted.

Short Sales Risk. In connection with a short sale of a security or other instrument, the Fund is subject to the risk that instead of declining, the price of the security or other instrument sold short will rise. If the price of the security or other instrument sold short increases between the date of the short sale and the date on which the Fund replaces the security or other instrument borrowed to make the short sale, the Fund will experience a loss, which is theoretically unlimited since there is a theoretically unlimited potential for the market price of a security or other instrument sold short to increase. By investing the proceeds received from selling securities short, the Fund is employing leverage, which creates special risks. Furthermore, until the Fund replaces a security borrowed, or sold short, it must pay to the lender amounts equal to any dividends that accrue during the period of the short sale. In addition, the Fund will incur certain transaction fees associated with short selling.

Small-Cap Companies Risk. Investing in small-capitalization companies generally involves greater risks than investing in large-capitalization companies. Small-cap companies may have limited product lines, markets or financial resources or may depend on the expertise of a few people and may be subject to more abrupt or erratic market movements than securities of larger, more established companies or market averages in general. Many small capitalization companies may be in the early stages of development. Since equity securities of smaller companies may lack sufficient market liquidity and may not be regularly traded, it may be difficult or impossible to sell securities at an advantageous time or a desirable price.

Value-Oriented Investment Strategies Risk. Value stocks are those that are believed to be undervalued in comparison to their peers due to adverse business developments or other factors. Value investing is subject to the risk that the market will not recognize a security's inherent value for a long time or at all, or that a stock judged to be undervalued may actually be appropriately priced or overvalued. In addition, during some periods (which may be extensive) value stocks generally may be out of favor in the markets.

Warrants and Rights Risk. A warrant gives the holder a right to purchase, at any time during a specified period, a predetermined number of shares of common stock at a fixed price. Rights are similar to warrants but typically have a shorter duration and are issued by a company to existing stockholders to provide those holders the right to purchase additional shares of stock at a later date. Unlike a convertible debt security or preferred stock, a warrant or right does not pay fixed dividends. A warrant or right may lack a liquid secondary market for resale. The price of a warrant or right may fluctuate as a result of speculation or other factors. In addition, the price of the underlying security may not reach, or have reasonable prospects of reaching, a level at which the warrant or right can be exercised prudently (in which case the warrant or right may expire without being exercised, resulting in a loss of the Fund's entire investment in the warrant or right). If the Fund owns common stock of a company, failing to exercise rights to purchase common stock would dilute the Fund's interest in the issuing company. The market for such rights is not well developed, and the Fund may not always realize full value on the sale of rights.

TEMPORARY DEFENSIVE POSITIONS

Each Fund may, from time to time, take temporary defensive positions that are inconsistent with each Fund's principal investment strategy in an attempt to respond to adverse market, economic, political, or other conditions. During such an unusual set of circumstances, each Fund may hold up to 100% of its portfolio in cash or cash equivalent positions. When a Fund takes temporary defensive positions, the Fund may not be able to achieve its investment objectives.

DISCLOSURE OF PORTFOLIO HOLDINGS

A description of the Funds' policies and procedures with respect to the disclosure of the Funds' portfolio securities is available in the Funds' SAI.

MANAGEMENT OF THE FUNDS

INVESTMENT ADVISOR

The Advisor acts as each Fund's investment advisor pursuant to an advisory agreement with the Trust on behalf of the Funds (the "Advisory Agreement"). As investment advisor, the Advisor has overall responsibility for the general management and administration of the Funds. The Advisor, located at 10 S. Riverside Plaza, Suite 1600, Chicago, Illinois 60606-3830, is registered with the Securities and Exchange Commission as an investment advisor. Subject to the supervision of the Board, the Advisor is responsible for managing each Fund's investments, executing transactions and providing related administrative services and facilities pursuant to the Advisory Agreement. The Advisor had approximately \$12.365 billion in assets under management as of December 31, 2024.

For the fiscal year ended November 30, 2024, the Advisor received the following advisory fees from each Predecessor Fund, after waiving fees and/or reimbursing Fund expenses pursuant to its expense limitation agreement with each Fund:

Fund	Contractual advisory fees	Advisory fees received as a percentage of average daily net assets after fee waivers and/or expense reimbursements or recoupment of such waivers and/or reimbursements
Zacks All-Cap Core Fund	0.80%	0.34%
Zacks Small-Cap Core Fund	0.90%	0.57%
Zacks Dividend Fund	0.80%	0.79%

In addition to investment advisory fees, the Funds pay other expenses including costs incurred in connection with the maintenance of securities law registration, printing and mailing prospectuses and SAIs to shareholders, certain financial accounting services, taxes or governmental fees, custodial, transfer and shareholder servicing agent costs, expenses of outside counsel and independent accountants, preparation of shareholder reports and expenses of trustee and shareholders meetings.

The Advisor has contractually agreed to reduce its fees and/or absorb expenses of each Fund, until at least April 1, 2026, to ensure that total annual fund operating expenses after fee waiver and/or reimbursement (exclusive of (i) any front-end or contingent deferred loads; (ii) brokerage fees and commissions, (iii) acquired fund fees and expenses; (iv) fees and expenses associated with investments in other collective investment vehicles or derivative instruments (including for example option and swap fees and expenses); (v) borrowing costs (such as interest and dividend expense on securities sold short); (vi) taxes; and (vii) extraordinary expenses, such as litigation expenses (which may include indemnification of Fund officers and Trustees, contractual indemnification of Fund service providers (other than the Advisor)) will not exceed the percentages set forth below of the average daily net assets of each class of each of each Fund, respectively. These fee waivers and expense reimbursements are subject to possible recoupment from the Funds in future years (within the three years from the date the fees have been waived or reimbursed), if such recoupment can be achieved within the lesser of the foregoing expense limits or those in place at the time of recapture. This agreement may be terminated only by the Board on 60 days' written notice to the Advisor.

Fund	As a Percentage of Average Daily Net Assets
Zacks All-Cap Core Fund – Institutional Class	1.00%
Zacks Small-Cap Core Fund – Investor Class	1.39%
Zacks Small-Cap Core Fund – Institutional Class	1.14%
Zacks Dividend Fund – Investor Class	1.30%
Zacks Dividend Fund – Institutional Class	1.05%

Approval of Advisory Agreement. A discussion regarding the basis for the Board's approval of the Advisory Agreement is available in the Funds' report filed on Form N-CSR for the period ended May 31, 2024, which is available on the SEC's website at www.sec.gov.

Portfolio Management. The day-to-day investment decisions for the Funds are made by Mitch Zacks.

Mitch Zacks is the President and Chief Executive Officer of the Advisor. He is also a Portfolio Manager at the Advisor overseeing the modeling and quantitative process. Mr. Zacks joined the Advisor in 1996 and has been a portfolio manager with the firm since 1999. Mr. Zacks wrote a weekly finance column for the Chicago Sun- Times and has written two books on quantitative investment strategies, which were published in 2003 and 2011. Prior to joining the Advisor in 1996, Mitch was an investment banking analyst at Lazard Freres in New York. Mitch graduated cum laude from Yale University with distinction in his major of Economics. He received his M.B.A with high honors in his concentration of Analytic Finance and Statistics from the University of Chicago.

The SAI provides additional information about the Portfolio Manager's compensation, other accounts managed and ownership of Fund shares.

HOW SHARES ARE PRICED

The NAV and offering price of shares is determined at the close of regular trading on the New York Stock Exchange ("NYSE") (normally 4:00 p.m. Eastern Time) on each day the NYSE is open. NAV is computed by determining, on a per class basis, the aggregate market value of all assets of a Fund, less its liabilities, divided by the total number of shares outstanding ((assets-liabilities)/number of shares = NAV). The NYSE is closed on weekends and New Year's Day, Martin Luther King, Jr. Day, Presidents' Day, Good Friday, Memorial Day, Juneteenth, Independence Day, Labor Day, Thanksgiving Day and Christmas Day. The NAV takes into account the expenses and fees of a Fund, including management, administration, and distribution fees, which are accrued daily. The determination of NAV for a Fund for a particular day is applicable to all applications for the purchase of shares, as well as all requests for the redemption of shares, received by the Fund (or an authorized broker or agent, or its authorized designee) before the close of trading on the NYSE on that day.

Generally, fixed income securities having a remaining maturity of 60 days or less are valued at amortized cost, which approximates market value. Fixed income securities having a remaining maturity of greater than 60 days are valued using an independent pricing service. When prices are not available from such services or are deemed to be unreliable, such securities are valued in accordance with procedures approved by the Board. Securities traded or dealt in upon one or more securities exchanges (whether domestic or foreign) for which market quotations are readily available and not subject to restrictions against resale shall be valued at the last quoted sales price on the primary exchange or, in the absence of a sale on the primary exchange, at the mean between the current bid and ask prices on such exchange. Securities primarily traded in the National Association of Securities Dealers' Automated Quotation System ("NASDAQ")

National Market System for which market quotations are readily available shall be valued using the NASDAQ Official Closing Price. Securities that are not traded or dealt in any securities exchange (whether domestic or foreign) and for which over-the-counter market quotations are readily available generally shall be valued at the last sale price or, in the absence of a sale, at the mean between the current bid and ask price on such over-the-counter market. Debt securities not traded on an exchange may be valued at prices supplied by a pricing agent(s) based on broker or dealer supplied valuations or matrix pricing, a method of valuing securities by reference to the value of other securities with similar characteristics, such as rating, interest rate and maturity.

If market quotations are not readily available, securities will be valued at their fair market value as determined in good faith by the Advisor in accordance with procedures approved by the Board and evaluated by the Board as to the reliability of the fair value method used. In these cases, a Fund's NAV will reflect certain portfolio securities' fair value rather than their market price. Fair value pricing involves subjective judgments and it is possible that the fair value determined for a security may be materially different than the value that could be realized upon the sale of that security. The fair value prices can differ from market prices when they become available or when a price becomes available. The Board has delegated execution of these procedures to a fair value designee, the Advisor. The Advisor may also enlist third party consultants such as an audit firm or financial officer of a security issuer on an as-needed basis to assist in determining a security-specific fair value.

A Fund may use independent pricing services to assist in calculating the value of the Fund's securities. In addition, market prices for foreign securities are not determined at the same time of day as the NAV for the Fund. Because each Fund may invest in underlying ETFs that hold portfolio securities primarily listed on foreign exchanges, and these exchanges may trade on weekends or other days when the underlying ETFs do not price their shares, the value of some of the Fund's portfolio securities may change on days when you may not be able to buy or sell Fund shares.

In computing the NAV, a Fund values foreign securities held by the Fund at the latest closing price on the exchange in which they are traded immediately prior to closing of the NYSE. Prices of foreign securities quoted in foreign currencies are translated into U.S. dollars at current rates. If events materially affecting the value of a security in a Fund's portfolio, particularly foreign securities, occur after the close of trading on a foreign market but before the Fund prices its shares, the security will be valued at fair value. For example, if trading in a portfolio security is halted and does not resume before a Fund calculates its NAV, the Advisor may need to price the security using the Fund's fair value pricing guidelines. Without a fair value price, short-term traders could take advantage of the arbitrage opportunity and dilute the NAV of long-term investors. Fair valuation of a Fund's portfolio securities can serve to reduce arbitrage opportunities available to short-term traders, but there is no assurance that fair value pricing policies will prevent dilution of the Fund's NAV by short term traders. The determination of fair value involves subjective judgments. As a result, using fair value to price a security may result in a price materially different from the prices used by other mutual funds to determine NAV, or from the price that may be realized upon the actual sale of the security.

With respect to any portion of the Fund's assets that are invested in one or more open-end management investment companies registered under the Investment Company Act of 1940, as amended (the "1940 Act"), the Fund's NAV is calculated based upon the NAVs of those open-end management investment companies, and the prospectuses for these companies explain the circumstances under which those companies will use fair value pricing and the effects of using fair value pricing.

DISTRIBUTION AND SERVICES PLAN

Northern Lights Distributors, LLC (the "Distributor"), is the principal underwriter and distributor of each Fund's shares on a best efforts basis, subject to various conditions, and serves as each Fund's exclusive agent for the distribution of the Fund shares. The Distributor may sell a Fund's shares to or through qualified securities dealers or others.

The Trust has adopted a plan of distribution and shareholder services plan with respect to the Investor Class shares of the Zacks Small-Cap Core Fund and the Zacks Dividend Fund (the "Distribution Plan") pursuant to Rule 12b-1 under the 1940 Act to pay to the Distributor a Distribution Fee for certain activities relating to the distribution of Investor Class shares to investors and maintenance of shareholder accounts. Pursuant to the Distribution Plan, each Fund may (i) incur certain expenses, including reimbursing the Distributor and others for items such as marketing and other activities reasonably intended to result in sales of shares of the Fund, and/or (ii) pay compensation for providing account maintenance services to the shares of the Fund, including arranging for certain dealers or brokers, administrators, and others to provide them services.

The Distribution Plan provides that each of the Zacks Small-Cap Core Fund and Zacks Dividend Fund may annually pay the Distributor up to 0.25% of the average daily net assets of the Investor Class shares of such Fund. These payments are commonly referred to as "12b-1 fees." Because the 12b-1 fees are paid out of the Fund's assets on an on-going basis, over time, these fees will increase the cost of your investment and may cost you more than paying other types of sales loads.

HOW TO BUY AND SELL SHARES

General

Each of the Zacks Small-Cap Core Fund and Zacks Dividend Fund offers two classes of shares, designated as Investor Class shares and Institutional Class shares. The Zacks All-Cap Core Fund offers one class of shares, designated as Institutional Class shares.

Investor Class shares generally incur annual distribution and shareholder service fees.

Institutional Class shares do not incur distribution fees or shareholder service fees.

By offering multiple classes of shares, the Zacks Small-Cap Core Fund and Zacks Dividend Fund permit each investor to choose the class of shares that is most beneficial given the type of investor, the amount to be invested and the length of time the investor expects to hold the shares. As described more fully below, each class of shares offers a distinct structure of distribution fees and service fees and other features that are designed to address the needs of a variety of investors.

Each class of shares generally has the same rights, except for the distribution fees, service fees, any related expenses associated with each class of shares, and the exclusive voting rights by each class with respect to any distribution plan or service plan for such class of shares.

To purchase shares of each Fund, you must invest at least the minimum amount indicated in the following table.

Minimum Investments	To Open Your Account	To Add to Your Account
Investor Class		
Direct Regular Accounts	\$2,500	\$100
Direct Retirement Accounts	\$1,000	\$50
Automatic Investment Plan	\$500	\$50
Gift Account For Minors	\$1,000	\$50
Institutional Class		
Direct Regular Accounts	\$5,000	\$1,000
Direct Retirement Accounts	\$2,000	\$500
Automatic Investment Plan	\$5,000	\$500
Gift Account For Minors	\$2,000	\$500

Shares of the Funds may be purchased by check, by the Automated Clearing House (“ACH”), or by wire transfer of funds via a bank or through an approved financial intermediary (*i.e.*, a supermarket, investment advisor, financial planner or consultant, broker, dealer or other investment professional and their agents) authorized by the Fund to receive purchase orders. Financial intermediaries may provide varying arrangements for their clients to purchase and redeem shares, which may include different sales charges as described in this Prospectus, additional fees and different investment minimums. In addition, from time to time, a financial intermediary may modify or waive the initial and subsequent investment minimums. You may make an initial investment in an amount greater than the minimum amounts shown in the preceding table and the Fund may, from time to time, reduce or waive the minimum initial investment amounts. The minimum initial investment amount is automatically waived for Fund shares purchased by Trustees of the Trust and current or retired directors and employees of the Advisor and its affiliates.

Current shareholders may purchase additional shares via ACH. To have this option added to your account, please send a letter to the Fund requesting this option and supply a voided check for the bank account. Only bank accounts held at domestic institutions that are ACH members may be used for these types of transactions. You may not use ACH transactions for your initial purchase of Fund shares. ACH purchases will be effective at the closing price per share on the business day after the order is placed. The Fund may alter, modify or terminate this purchase option at any time. Shares purchased by ACH will not be available for redemption until the transactions have cleared. Shares purchased via ACH transfer may take up to 15 days to clear.

Exchange Privilege. You may exchange shares of a Fund into the same class of shares of another Zacks Fund. The amount of the exchange must be equal to or greater than the required minimum initial investment of the other fund, as stated in that fund's prospectus. You may realize either a gain or loss on those shares and will be responsible for paying any applicable taxes. If you exchange shares through a broker, the broker may charge you a transaction fee. You may exchange shares by sending a written request to the Funds or by telephone. Be sure that your written request includes the dollar amount or number of shares to be exchanged, the name(s) on the account and the account number(s), and is signed by all shareholders on the account. In order to limit expenses, each Fund reserves the right to limit the total number of exchanges you can make in any year.

Conversion of Shares. A share conversion is a transaction in which shares of one class of a Fund are exchanged for shares of another class of the Fund. Share conversions can occur between each share class of a Fund. Generally, share conversions occur when a shareholder becomes eligible for another share class of a Fund or no longer meets the eligibility criteria of the share class owned by the shareholder (and another class exists for which the shareholder would be eligible). Please note that a share conversion is generally a non-taxable event, but you should consult with your personal tax advisor on your particular circumstances. Please note, all share conversion requests must be approved by the Advisor.

A request for a share conversion will not be processed until it is received in "good order" (as defined above) by a Fund or your financial intermediary. To receive the NAV of the new class calculated that day, conversion requests must be received in good order by a Fund or your financial intermediary before 4:00 p.m., Eastern Time or the financial intermediary's earlier applicable deadline. Please note that, because the NAV of each class of a Fund will generally vary from the NAV of the other class due to differences in expenses, you will receive a number of shares of the new class that is different from the number of shares that you held of the old class, but the total value of your holdings will remain the same.

The Funds' frequent trading policies will not be applicable to share conversions. If you hold your shares through a financial intermediary, please contact the financial intermediary for more information on share conversions. Please note that certain financial intermediaries may not permit all types of share conversions. The Funds reserve the right to terminate, suspend or modify the share conversion privilege for any shareholder or group of shareholders.

The Funds reserve the right to automatically convert shareholders from one class to another if they either no longer qualify as eligible for their existing class or if they become eligible for another class. Such mandatory conversions may be as a result of a change in value of an account due to market movements, exchanges or redemptions. A Fund will notify affected shareholders in writing prior to any mandatory conversion.

Other Matters. Purchases and redemptions of shares of the same class by the same shareholder on the same day will be netted for a Fund.

BUYING OR SELLING SHARES THROUGH A FINANCIAL INTERMEDIARY

Certain financial intermediaries have agreements with the Funds that allow them to enter purchase or redemption orders on behalf of clients and customers. These orders will be priced at the NAV next computed after the orders are received by the financial intermediary, subject to the order being in good form. Orders received in good form by the financial intermediary prior to the NYSE market close (normally 4:00 p.m. Eastern Time) will receive a share price based on that day's NAV and orders received after the NYSE closes will receive a price based on the NAV determined at the close of regular trading on the next day that the NYSE is open. You should look to the financial intermediary through whom you wish to invest for specific instructions on how to purchase or redeem shares of the Funds.

PURCHASING SHARES

You may purchase shares of the Funds on any day on which the NYSE is open for trading. Purchases can be made from the Funds by mail, facsimile, telephone, or bank wire. The Funds have also authorized one or more brokers to receive purchase and redemption orders on their behalf and such brokers are authorized to designate other financial intermediaries to receive orders on behalf of the Funds. Such orders will be deemed to have been received by the Funds when an authorized designee, or broker-authorized designee, receives the order, subject to the order being in good form. The orders will be priced at the NAV next computed after the orders are received by the Funds, authorized broker, or broker-authorized designee. Orders received in good form prior to the close of the NYSE (normally 4:00 p.m. Eastern Time) will receive a share price based on that day's NAV and orders received after the close of the NYSE will receive a price based on the NAV determined at the close of regular trading on the next day that the NYSE is open. Investors may also be charged a fee by a broker or agent if shares are purchased through a broker or agent.

Each Fund reserves the right to (i) refuse to accept any request to purchase shares for any reason and (ii) suspend the offering of shares at any time.

Regular Mail Orders. Payment for shares by mail must be made by check from a U.S. financial institution and payable in U.S. dollars. Cash, money orders, and traveler's checks will not be accepted by the Funds. If checks or electronic payments are returned due to insufficient funds or other reasons, your purchase will be canceled. You will also be responsible for any losses or expenses incurred by the Funds and their administrator and transfer agent. The Funds will charge a \$35 fee and may redeem shares of the Funds owned by the purchaser or another identically registered account in another series of the Trust to recover any such losses. For regular mail orders, please complete the Fund Shares Application and mail it, along with a check made payable to the applicable Fund, to:

[FUND NAME]

c/o Ultimus Fund Solutions, LLC

Via Regular Mail:

P.O. Box 46707

Cincinnati, OH 45246

Or

Via Overnight Mail:
225 Pictoria Drive, Suite 450
Cincinnati, OH 45246

The application must contain your social security number or taxpayer identification number. If you have applied for a number prior to completing your account application but you have not received your number, please indicate this on the application and include a copy of the form applying for your number. Taxes are not withheld from distributions to U.S. investors if certain requirements of the Internal Revenue Service (the “IRS”) are met regarding the Social Security Number and Taxpayer Identification Number.

Bank Wire Purchases. Purchases may also be made through bank wire orders. To establish a new account or add to an existing account by wire, please call the Fund at 1-888-453-4003 for wire instructions and to advise the Fund of the investment, dollar amount, and the account identification number.

Additional Investments. After you open an account, you may purchase additional shares by sending a check together with written instructions stating the name(s) on the account and the account number, to the above address. You may add to your account by mail or wire at any time by purchasing shares at the then current NAV. Before adding funds by bank wire, please call the Fund at 1-888-453-4003 for wire instructions and to advise the Fund of the investment, dollar amount, and the account identification number. Mail orders should include, if possible, the “Invest by Mail” stub that is attached to your confirmation statement. Otherwise, please identify your account in a letter accompanying your purchase payment. If your check or electronic payment does not clear, you will be you will be responsible for any loss incurred by the funds and charged a \$25 fee to defray bank charges.

Automatic Investment Plan. The automatic investment plan enables shareholders to make regular investments on a periodic basis in shares through automatic charges to their checking account. With shareholder authorization and bank approval, the Funds will automatically charge the shareholder’s checking account for the amount specified (\$25 minimum), which will be automatically invested in shares at the public offering price on shareholder’s chosen date. The shareholder may change the amount of the investment or discontinue the plan at any time by writing the Funds.

Share Certificates. The Funds do not issue share certificates. Evidence of ownership of shares is provided through entry in a Fund’s share registry. Investors will receive periodic account statements (and, where applicable, purchase confirmations) that will show the number of shares owned.

Important Information about Procedures for Opening a New Account. Under the Uniting and Strengthening America by Providing Appropriate Tools Required to Intercept and Obstruct Terrorism Act of 2001 (USA PATRIOT Act of 2001), the Funds are required to obtain, verify, and record information that enables the Funds to form a reasonable belief as to the identity of each customer who opens an account. Consequently, when an investor opens an account, the Funds will ask for the investor’s name, street address, date of birth (for an individual), social security or other tax identification number (or proof that the investor has filed for such a number), and other information that will allow the Funds to identify the investor. The Funds may also ask to see the driver’s license or other identifying

documents of the investor. An investor's account application will not be considered "complete" and, therefore, an account will not be opened and the investor's money will not be invested until a Fund receives this required information. In addition, if after opening the investor's account a Fund is unable to verify the investor's identity after reasonable efforts, as determined by a Fund in its sole discretion, the Funds may (i) restrict further investments until the investor's identity is verified; and (ii) close the investor's account without notice and return the investor's redemption proceeds to the investor. If a Fund closes an investor's account because the Fund could not verify the investor's identity, the Fund will value the account in accordance with the next NAV calculated after the investor's account is closed. In that case, the investor's redemption proceeds may be worth more or less than the investor's original investment. The Funds will not be responsible for any losses incurred due to a Fund's inability to verify the identity of any investor opening an account.

REDEEMING SHARES

You can redeem shares of the Funds on any day on which the NYSE is open for trading. The Funds typically expects that it will take up to seven days following the receipt of your redemption request to pay out redemption proceeds; however, the Funds typically expect that the payment of redemption proceeds will be initiated the next business day following the receipt of your redemption request regardless of the method of payment. The Funds may delay forwarding a redemption check for recently purchased shares while the Funds determines whether the purchase payment will be honored. Such delay (which may take up to 15 days from the date of purchase) may be reduced or avoided if the purchase is made by certified check or wire transfer. In all cases, the NAV next determined after receipt of the request for redemption will be used in processing the redemption request. The Funds expect to pay redemptions from cash, cash equivalents, proceeds from the sale of additional Fund shares, and then from the sale of portfolio securities or in kind. These redemption payment methods will be used in regular and stressed market conditions. During drastic economic and market changes, telephone redemption privileges may be difficult to implement. The Funds may also suspend redemptions, if permitted by the 1940 Act: (i) for any period during which the NYSE is closed or trading on the NYSE is restricted; (ii) for any period during which an emergency exists as a result of which a Fund's disposal of its portfolio securities is not reasonably practicable, or it is not reasonably practicable for the Funds to fairly determine the value of its net assets; or (iii) for such other periods as the Securities and Exchange Commission may by order permit for the protection of the Funds' shareholders.

Regular Mail Redemptions. Regular mail redemption requests should be addressed to:

[FUND NAME]

c/o Ultimus Fund Solutions, LLC

Via Regular Mail:

P.O. Box 46707

Cincinnati, OH 45246

Or

Via Overnight Mail:

225 Pictoria Drive, Suite 450

Cincinnati, OH 45246

Regular mail redemption requests should include the following:

- (1) Your letter of instruction specifying the share class, account number, and number of shares (or the dollar amount) to be redeemed. This request must be signed by all registered shareholders in the exact names in which they are registered;
- (2) If you own an IRA or other retirement plan, you must indicate on your redemption request whether the Fund(s) should withhold federal income tax. Unless you elect in your redemption request that you do not want to have federal tax withheld, the redemption will be subject to withholding;
- (3) Any required signature guarantees (see “Signature Guarantees” below); and
- (4) Other supporting legal documents, if required in the case of estates, trusts, guardianships, custodianships, corporations, partnerships, pension or profit sharing plans, and other entities.

Telephone and Bank Wire Redemptions. The telephone redemption privilege is automatically available to all new accounts. If you do not want the telephone redemption privilege, you must indicate this in the appropriate area on your account application or you must write to the Funds and instruct it to remove this privilege from your account. If you own an IRA, you will be asked whether or not the Fund(s) should withhold federal income tax. Unless you elect in your redemption request that you do not want to have federal tax withheld, the redemption will be subject to withholding.

The proceeds will be sent by mail to the address designated on your account or wired directly to your existing account in a bank or brokerage firm in the United States as designated on your application. To redeem by telephone, call 1-888-453-4003. The redemption proceeds normally will be sent by mail or by wire within three business days after receipt of your telephone instructions. You may redeem shares up to \$50,000.

During periods of high market activity, you may encounter higher than usual wait times. Please allow sufficient time to ensure that you will be able to complete your telephone transaction prior to market close. Neither the Fund nor its Transfer Agent will be held liable if you are unable to place your trade due to high call volume.

The Funds reserve the right to suspend the telephone redemption privileges with respect to your account if the name(s) or the address on the account has been changed within the previous 30 days. Neither the Funds, the Transfer Agent, nor their respective affiliates will be liable for complying with telephone instructions they reasonably believe to be genuine or for any such loss. The Funds or the transfer agent, or both, will employ reasonable procedures to determine that telephone instructions are genuine. If the Funds and/or the transfer agent, or both, will employ reasonable procedures to determine that telephone instructions are genuine. If the Funds and/or the transfer agent do not employ these procedures, they may be liable to you for losses due to unauthorized or fraudulent instructions. These procedures may include, among others, requiring forms of personal identification prior to acting upon telephone instructions, providing written confirmation of the transactions and/or tape-recording telephone instructions.

You may also redeem shares by bank wire under certain limited conditions. The Funds will redeem shares in this manner when so requested by the shareholder only if the shareholder confirms redemption instructions in writing.

The confirmation instructions must include the following:

- (1) Name of Fund and share class;
- (2) Shareholder name and account number;
- (3) Number of shares or dollar amount to be redeemed;
- (4) Instructions for transmittal of redemption proceeds to the shareholder; and
- (5) Shareholder signature as it appears on the application on file with the Fund.

You can choose to have redemption proceeds mailed to you at your address of record, your financial institution, or to any other authorized person, or you can have the proceeds sent by wire transfer to your financial institution (\$1,000 minimum) or ACH (\$25 minimum). Redemption proceeds cannot be wired on days in which your financial institution is not open for business. You can change your redemption instructions anytime you wish by filing a letter with your new redemption instructions with the Fund. See “Signature Guarantees” below.

Each Fund, in its discretion, may choose to pass through to redeeming shareholders any charges imposed by the Fund’s custodian for wire redemptions. The Funds’ transfer agent imposes a \$15 fee for each wire redemption. If this cost is passed through to redeeming shareholders by the Fund, the charge will be deducted automatically from your account by redemption of shares in your account. Your bank or brokerage firm may also impose a charge for processing the wire. If wire transfer of funds is impossible or impractical, the redemption proceeds will be sent by regular mail to the designated account.

Systematic Withdrawal Plan. A shareholder who owns Fund shares of a particular class valued at \$10,000 or more at the NAV may establish a systematic withdrawal plan (“Systematic Withdrawal Plan”) to receive a check on a periodic basis in a stated amount (not less than \$25). Each month or quarter, as specified, a Fund will automatically redeem sufficient shares from your account to meet the specified withdrawal amount. The shareholder may establish this service whether dividends and distributions are reinvested in shares of the Fund or paid in cash. Call or write the Funds for an application form.

Minimum Account Size. The Funds reserve the right to redeem involuntarily any account having a value of less than the applicable initial investment minimums noted above. Such shareholder’s shares may be redeemed after 30 days’ prior written notice to the shareholder. If the shareholder brings his account NAV up to at least the applicable initial investment minimums stated above, during the notice period, the account will not be redeemed. Redemptions from retirement accounts may be subject to federal income tax. Shareholders may also be charged a fee by their broker or agent if shares are redeemed or transferred through their broker or agent.

Unclaimed Property. An account may be turned over as unclaimed property to the investor’s last known state of tax residence if the account is deemed “inactive” or “lost” during the time frame specified within the applicable state’s unclaimed property laws. Investors who are residents of the state of Texas may designate a representative to receive legislatively required unclaimed property due diligence notifications. A Texas Designation of Representative Form is available for making such an election.

Redemptions in Kind. The Funds do not intend, under normal circumstances, to redeem their shares by payment in kind. It is possible, however, that conditions may arise in the future that would, in the opinion of the Board, make it undesirable for a Fund to pay for all redemptions in cash. In such cases, the Board may authorize payment to be made in readily marketable portfolio securities of the Fund. The securities will be chosen by a Fund, may be either a pro rata payment of each of the securities held by the Fund or a representative sample of securities, and will be valued at the same value assigned to them in computing the Fund's NAV per share. Shareholders receiving them bear the market risks associated with the securities until they have been converted into cash, as well as taxable capital gains when the securities are converted to cash and may incur brokerage costs when these securities are sold. An irrevocable election has been filed under Rule 18f-1 under the 1940 Act, wherein the Funds must pay redemptions in cash, rather than in kind, to any shareholder of record of the Funds who redeems during any 90-day period, the lesser of (i) \$250,000 or (ii) 1% of the Fund's NAV at the beginning of such period. Redemption requests in excess of this limit may be satisfied in cash or in kind at the Fund's election.

Redemption Fee. You will be charged a redemption fee of 2.00% of the value of a Fund's shares being redeemed if you redeem your shares of the Fund within 30 days of purchase. The FIFO method is used to determine the holding period; this means that if you bought shares on different days, the shares purchased first will be redeemed first for the purpose of determining whether the redemption fee applies. The redemption fee is deducted from the sale proceeds and is retained by a Fund for the benefit of its remaining shareholders. The fee will not apply to redemptions (i) due to a shareholder's death or disability, (ii) from certain omnibus accounts with systematic or contractual limitations, (iii) of shares acquired through reinvestments of dividends or capital gains distributions, (iv) through certain employer-sponsored retirement plans or employee benefit plans or, with respect to any such plan, to comply with minimum distribution requirements, (v) effected pursuant to asset allocation programs, wrap fee programs, and other investment programs offered by financial institutions where investment decisions are made on a discretionary basis by investment professionals, (vi) effected pursuant to an automatic non-discretionary rebalancing program, (vii) effected pursuant to the SWP, or (viii) by a Fund with respect to accounts falling below the minimum initial investment amount. The Trust reserves the right to waive this fee in other circumstances if the Advisor determines that doing so is in the best interests of the Fund.

Signature Guarantees. When You Need Medallion Signature Guarantees: A medallion signature guarantee assures that a signature is genuine and protects you from unauthorized account transfers. You will need your signature guaranteed if:

- you request a redemption to be made payable to a person not on record with the Fund;
- you request that a redemption be mailed to an address other than that on record with the Fund;
- the proceeds of a requested redemption exceed \$50,000,
- any redemption is transmitted to a bank other than the bank of record; or
- your address was changed within 30 days of your redemption request.

Signatures may be guaranteed by any eligible guarantor institution (including banks, brokers and dealers, credit unions, national securities exchanges, registered securities associations, clearing agencies and savings associations). Further documentation will be required to change the designated account if shares are held by a corporation, fiduciary or other organization. A notary public cannot guarantee signatures.

FREQUENT PURCHASES AND REDEMPTIONS

Frequent purchases and redemptions (“Frequent Trading”) of shares of a Fund may present a number of risks to other shareholders of the Fund. These risks may include, among other things, dilution in the value of shares of a Fund held by long-term shareholders, interference with the efficient management by the Advisor of the Fund’s portfolio holdings, and increased brokerage and administration costs. Due to the potential of a thin market for a Fund; portfolio securities, as well as overall adverse market, economic, political, or other conditions that may affect the sale price of portfolio securities, the Fund could face untimely losses as a result of having to sell portfolio securities prematurely to meet redemptions. Frequent Trading may also increase portfolio turnover which may result in increased capital gains taxes for shareholders of a Fund.

The Funds discourages and does not accommodate market timing. Frequent trading into and out of the Funds can harm all Fund shareholders by disrupting the Funds’ investment strategies, increasing Fund expenses, decreasing tax efficiency and diluting the value of shares held by long-term shareholders. The Funds are designed for long-term investors and are not intended for market timing or other disruptive trading activities. Accordingly, the Board has approved policies that seek to curb these disruptive activities while recognizing that shareholders may have a legitimate need to adjust their Fund investments as their financial needs or circumstances change. The Funds currently uses several methods to reduce the risk of market timing. These methods include:

- Committing staff to review, on a continuing basis, recent trading activity in order to identify trading activity that may be contrary to the Funds’ Market Timing Trading Policy;
- Rejecting or limiting specific purchase requests;
- Rejecting purchase requests from certain investors; and
- Assessing a 2.00% redemption fee for shares sold less than 30 days after purchase.

Though these methods involve judgments that are inherently subjective and involve some selectivity in their application, the Funds seek to make judgments and applications that are consistent with the interests of the Funds’ shareholders.

Based on the frequency of redemptions in your account, the Advisor or Transfer Agent may in its sole discretion determine that your trading activity is detrimental to the Funds as described in the Funds’ Market Timing Trading Policy and elect to reject or limit the amount, number, frequency or method for requesting future purchases or exchanges into the Funds.

The Funds reserve the right to reject or restrict purchase requests for any reason, particularly when the shareholder's trading activity suggests that the shareholder may be engaged in market timing or other disruptive trading activities. Neither the Funds nor the Advisor will be liable for any losses resulting from rejected purchase orders. The Advisor may also bar an investor who has violated these policies (and the investor's financial adviser) from opening new accounts with the Trust, on behalf of the Funds.

Although the Funds attempt to limit disruptive trading activities, some investors use a variety of strategies to hide their identities and their trading practices. There can be no guarantee that the Funds will be able to identify or limit these activities. Omnibus account arrangements are common forms of holding shares of the Funds. While the Funds will encourage financial intermediaries to apply the Funds' Market Timing Trading Policy to their customers who invest indirectly in the Funds, the Funds are limited in their ability to monitor the trading activity or enforce the Funds' Market Timing Trading Policy with respect to customers of financial intermediaries. For example, should it occur, the Funds may not be able to detect market timing that may be facilitated by financial intermediaries or made difficult to identify in the omnibus accounts used by those intermediaries for aggregated purchases, exchanges and redemptions on behalf of all their customers. More specifically, unless the financial intermediaries have the ability to apply the Funds' Market Timing Trading Policy to their customers through such methods as implementing short-term trading limitations or restrictions and monitoring trading activity for what might be market timing, the Funds may not be able to determine whether trading by customers of financial intermediaries is contrary to the Funds' Market Timing Trading Policy. Brokers maintaining omnibus accounts with the Trust, on behalf of the Funds have agreed to provide shareholder transaction information to the extent known to the broker to the Funds upon request. If the Funds or their Transfer Agent or shareholder servicing agent suspects there is market timing activity in the account, the Funds will seek full cooperation from the service provider maintaining the account to identify the underlying participant. At the request of the Advisor, the service providers may take immediate action to stop any further short-term trading by such participants.

SHAREHOLDER STATEMENTS AND REPORTS

To keep you informed about your investments, the Funds will send you various account statements and reports, including:

- Confirmation statements that verify your buy or sell transactions (except in the case of automatic purchases or redemptions from bank accounts. Please review your confirmation statements for accuracy.
- Quarter-end and year-end shareholder account statements.
- Reports for the Funds, which includes portfolio manager commentary, performance,
- Shareholder tax forms.

With eDelivery, you can receive your tax forms, account statements, Fund reports, and prospectuses online rather than by regular mail. Taking advantage of this free service not only decreases the clutter in your mailbox, it also reduces your Fund fees by lowering printing and postage costs. To receive materials electronically, contact your financial intermediary (such as a broker-dealer or bank), or, if you are a direct investor, please contact us at 1-888-453-4003 or visit www.zacksfunds.com to sign up for eDelivery.

OTHER IMPORTANT INVESTMENT INFORMATION

DIVIDENDS, DISTRIBUTIONS, AND TAXES

The following information is meant as a general summary for U.S. taxpayers. Additional tax information appears in the Funds' SAI. Shareholders should rely on their own tax advisors for advice about the particular federal, state, and local tax consequences to them of investing in the Funds.

Each Fund intends to meet all requirements under Subchapter M of the Internal Revenue Code of 1986, as amended, necessary to qualify and be eligible for treatment each year as a "regulated investment company" and thus does not expect to pay any U.S. federal income tax on income and capital gains that are timely distributed to shareholders.

Distributions from a Fund's net investments income (other than qualified dividend income), including distributions out of the Fund's net short-term capital gains, if any, are taxable as ordinary income. Distributions by a Fund of net long-term capital gains, if any, in excess of net short-term capital losses (capital gain dividends) are taxable as long-term capital gains, regardless of how long Fund shares have been held. Distributions by a Fund that qualify as qualified dividend income are taxable at long-term capital gain rates. In addition, a 3.8% U.S. Medicare contribution tax is imposed on "net investment income," including, but not limited to, interests, dividends, and net gain, of U.S. individuals with income exceeding \$200,000 (or \$250,000 if married and filing jointly) and of estates and trusts.

Dividends will be qualified dividend income if they are attributable to qualified dividend income received by a Fund. Generally, qualified dividend income includes dividend income from taxable U.S. corporations and qualified non-U.S. corporations, provided that a Fund satisfies certain holding period requirements in respect of the stock of such corporations.

Dividends received by the Funds from a REIT or another regulated investment company ("RIC") generally are qualified dividend income only to the extent such dividend distributions are made out of qualified dividend income received by such REIT or RIC.

The Zacks All-Cap Core Fund and Zacks Small-Cap Core Fund will make distributions of net investment income and net capital gains, if any, at least annually, typically in December. The Zacks Dividend Fund will make distributions of net investment income quarterly and net capital gains, if any, at least annually, typically in December. A Fund may make additional payments of dividends or distributions if it deems it desirable at any other time during the year. All dividends and distributions will be reinvested in Fund shares unless you choose one of the following options: (1) to receive net investment income dividends in cash, while reinvesting capital gain distributions in additional Fund shares; or (2) to receive all dividends and distributions in cash. If you wish to change your distribution option, please write to the Transfer Agent before the payment date of the distribution. Shareholders will generally be taxed on distributions paid by a Fund, regardless of whether distributions are received in cash or are reinvested in additional Fund shares. Distributions may be subject to state and local taxes, as well as federal taxes.

In general, a shareholder who sells or redeems shares will realize a capital gain or loss, which will be long-term or short-term, depending upon the shareholder's holding period for a Fund's shares.

The Funds must report to the IRS and furnish to shareholders the cost basis information for shares purchased and sold. The Funds have chosen “first-in, first-out” (“FIFO”) as its standing (default) tax lot identification method for all shareholders, which means the Funds use this method to determine which specific shares are deemed to be sold when there are multiple purchases on different dates at differing NAVs, and the entire position is not sold at one time. Shareholders may, however, choose a method other than the Funds’ standing method at the time of their purchase or upon sale of covered shares. Shareholders should consult their tax advisors to determine the best IRS-accepted cost basis method for their tax situation and to obtain more information about how cost basis reporting applies to them. Shareholders also should carefully review the cost basis information provided to them by the Funds and make any additional basis, holding period or other adjustments that are required when reporting these amounts on their federal income tax returns.

As with all mutual funds, the Funds will be required in certain cases to withhold and remit to the U.S. Treasury a percentage of taxable dividends of gross proceeds realized upon sale paid to shareholders who (i) have failed to provide a correct taxpayer identification number in the manner required; (ii) are subject to back-up withholding by the IRS for failure to include properly on their return payments of taxable interest or dividends; or (iii) have failed to certify to the Fund that they are not subject to back-up withholding when required to do so. Back-up withholding is not an additional tax. Any amounts withheld from payments to you may be refunded or credited against your U.S. federal income tax liability, if any, provided that the required information is furnished to the IRS. The Funds are required in certain circumstances to apply back-up withholding on taxable dividends, redemption proceeds, and certain other payments that are paid to any shareholder who does not furnish certain information and certifications or who is otherwise subject to back-up withholding.

Shareholders should consult with their own tax advisors to ensure that distributions and sale of Fund shares are treated appropriately on their income tax returns.

FINANCIAL HIGHLIGHTS

The following table is intended to help you understand each Fund’s financial performance for the past five fiscal years or the period from its commencement of operations through November 30, 2024 (the Funds’ fiscal year end). Certain information reflects financial results for a single Fund share. The total return figures represent the percentage that an investor in the Funds would have earned (or lost) on an investment in the Funds (assuming reinvestment of all dividends and distributions). This information has been audited by Cohen & Company Ltd., an independent registered public accounting firm, whose report, along with each Fund’s financial statements, are included in the Funds’ November 30, 2024 annual report, which is available at no charge upon request. Information for the fiscal years ended November 31, 2020, 2021, 2022 and 2023 was audited by the Funds’ former independent registered public accounting firm.

Zacks All-Cap Core Fund
Institutional Class

Per Share Data and Ratios for a Share of Beneficial Interest Outstanding Throughout Each Year

	For the Year Ended November 30,				
	2024	2023	2022	2021	2020
Net asset value,					
beginning of year	<u>\$ 28.96</u>	<u>\$ 29.19</u>	<u>\$ 34.17</u>	<u>\$ 28.06</u>	<u>\$ 26.95</u>
Activity from					
investment operations:					
Net investment income ⁽¹⁾	0.08	0.15	0.17	0.09	0.18
Net realized and unrealized gain					
(loss) on investments	<u>8.34</u>	<u>2.72</u>	<u>(3.19)</u>	<u>7.53</u>	<u>3.25</u>
Total from					
investment operations	<u>8.42</u>	<u>2.87</u>	<u>(3.02)</u>	<u>7.62</u>	<u>3.43</u>
Less distributions from:					
Net investment income	(0.18)	(0.19)	(0.08)	(0.17)	(0.25)
Net realized gains	<u>(6.26)</u>	<u>(2.91)</u>	<u>(1.88)</u>	<u>(1.34)</u>	<u>(2.07)</u>
Total distributions	<u>(6.44)</u>	<u>(3.10)</u>	<u>(1.96)</u>	<u>(1.51)</u>	<u>(2.32)</u>
Paid-in-Capital from					
Redemption Fees⁽¹⁾⁽³⁾	<u>-</u>	<u>-</u>	<u>-</u>	<u>(0.00)</u>	<u>-</u>
Net asset value, end of year	<u>\$ 30.94</u>	<u>\$ 28.96</u>	<u>\$ 29.19</u>	<u>\$ 34.17</u>	<u>\$ 28.06</u>
Total return⁽²⁾	<u>35.97%</u>	<u>11.24%</u>	<u>(9.43)%</u>	<u>28.54%</u>	<u>13.84%</u>
Net assets, at end of year (000s)	<u>\$32,851</u>	<u>\$39,864</u>	<u>\$52,589</u>	<u>\$68,944</u>	<u>\$49,957</u>
Ratio of expenses to					
average net assets:					
Before fees waived/recaptured	1.47%	1.35%	1.14%	1.14%	1.22%
After fees waived/recaptured	1.00%	1.00%	1.00%	1.00%	1.00%
Ratio of net investment income to					
average net assets:					
Before fees waived/recaptured	(0.17)%	0.21%	0.43%	0.14%	0.49%
After fees waived/recaptured	0.30%	0.56%	0.57%	0.28%	0.71%
Portfolio Turnover Rate	15%	35%	27%	25%	38%

- (1) Per share amounts calculated using the average shares method, which more appropriately presents the per share data for each period.
- (2) Total returns would have been lower/higher had certain expenses not been waived or absorbed/recovered by the Advisor. Returns do not reflect the deduction of taxes that a shareholder would pay on Fund distributions or the redemption of Fund shares.
- (3) Amount represents less than \$0.005 per share.

Zacks Small-Cap Core Fund

Investor Class

Per Share Data and Ratios for a Share of Beneficial Interest Outstanding Throughout Each Year

	For the Year Ended November 30,				
	2024	2023	2022	2021	2020
Net asset value,					
beginning of year	<u>\$ 31.57</u>	<u>\$ 31.59</u>	<u>\$ 33.36</u>	<u>\$ 24.48</u>	<u>\$ 26.80</u>
Activity from					
Investment Operations:					
Net investment					
income (loss) ⁽¹⁾	(0.09)	(0.04)	0.15	0.01	(0.08)
Net realized and unrealized					
gain (loss) on investments	<u>9.16</u>	<u>0.17</u>	<u>(1.13)</u>	<u>8.87</u>	<u>(2.21)</u>
Total from					
investment operations	<u>9.07</u>	<u>0.13</u>	<u>(0.98)</u>	<u>8.88</u>	<u>(2.29)</u>
Less distributions from:					
Net investment income	-	(0.15)	(0.01)	-	(0.03)
Net realized gains	<u>(1.52)</u>	<u>-</u>	<u>(0.78)</u>	<u>-</u>	<u>-</u>
Total distributions	<u>(1.52)</u>	<u>(0.15)</u>	<u>(0.79)</u>	<u>-</u>	<u>(0.03)</u>
Paid-in-Capital from					
Redemption Fees⁽¹⁾	<u>₹(3)</u>	<u>₹(3)</u>	<u>-</u>	<u>₹(3)</u>	<u>₹(3)</u>
Net asset value, end of year	<u>\$ 39.12</u>	<u>\$ 31.57</u>	<u>\$ 31.59</u>	<u>\$ 33.36</u>	<u>\$ 24.48</u>
Total return⁽²⁾	<u>29.63%</u>	<u>0.42%</u>	<u>(3.01)%</u>	<u>36.23%</u>	<u>(8.54)%</u>
Net assets, at end of year (000s)	<u>\$15,931</u>	<u>\$14,306</u>	<u>\$16,199</u>	<u>\$23,092</u>	<u>\$21,867</u>

Ratio of net expenses to
average net assets:

Before fees

 waived/recaptured

1.71% 1.89% 1.67% 1.61% 1.63%

After fees waived/ recaptured

1.39% 1.39% 1.39% 1.39% 1.39%

Ratio of net investment income
(loss) to average net assets:

Before fees waived/ recaptured

(0.59)% (0.64)% 0.20% (0.17)% (0.61)%

After fees waived/ recaptured

(0.27)% (0.14)% 0.48% 0.05% (0.37)%

Portfolio Turnover Rate

135% 100% 94% 116% 135%

(1) Per share amounts calculated using the average shares method, which more appropriately presents the per share data for each period.

(2) Total returns would have been lower/higher had certain expenses not been waived or absorbed/recovered by the Advisor. These returns include Rule 12b-1 fees of up to 0.25% and do not reflect the deduction of taxes that a shareholder would pay on Fund distributions or the redemption of Fund shares.

(3) Amount represents less than \$0.005 per share.

Zacks Small-Cap Core Fund
Institutional Class

Per Share Data and Ratios for a Share of Beneficial Interest Outstanding Throughout Each Year

	For the Year Ended November 30,				
	2024	2023	2022	2021	2020
Net asset value,					
beginning of year	<u>\$ 32.18</u>	<u>\$ 32.20</u>	<u>\$ 34.03</u>	<u>\$ 24.91</u>	<u>\$ 27.29</u>
Activity from					
Investment Operations:					
Net investment					
income (loss) ⁽¹⁾	(0.01)	0.04	0.23	0.09	(0.03)
Net realized and unrealized					
gain (loss) on investments	<u>9.35</u>	<u>0.18</u>	<u>(1.15)</u>	<u>9.03</u>	<u>(2.23)</u>
Total from					
investment operations	<u>9.34</u>	<u>0.22</u>	<u>(0.92)</u>	<u>9.12</u>	<u>(2.26)</u>
Less distributions from:					
Net investment income	-	(0.24)	(0.13)	-	(0.12)
Net realized gains	<u>(1.52)</u>	<u>-</u>	<u>(0.78)</u>	<u>-</u>	<u>-</u>
Total distributions	<u>(1.52)</u>	<u>(0.24)</u>	<u>(0.91)</u>	<u>-</u>	<u>(0.12)</u>
Paid-in-Capital from					
Redemption Fees⁽¹⁾	<u>-</u>	<u>-(3)</u>	<u>(0.00)</u>	<u>-(3)</u>	<u>-(3)</u>
Net asset value, end of year	<u>\$ 40.00</u>	<u>\$ 32.18</u>	<u>\$ 32.20</u>	<u>\$ 34.03</u>	<u>\$ 24.91</u>
Total return⁽²⁾	<u>29.92%</u>	<u>0.70%</u>	<u>(2.77)%</u>	<u>36.57%</u>	<u>(8.28)%</u>
Net assets, at end of year (000s)	<u>\$19,275</u>	<u>\$17,174</u>	<u>\$21,595</u>	<u>\$25,809</u>	<u>\$25,450</u>
Ratio of net expenses to					
average net assets:					
Before fees					
waived/recaptured	1.46%	1.64%	1.42%	1.36%	1.38%
After fees waived/ recaptured	1.14%	1.14%	1.14%	1.14%	1.14%
Ratio of net investment income					
(loss) to average net assets:					
Before fees waived/ recaptured	(0.35)%	(0.39)%	0.45%	0.08%	(0.36)%
After fees waived/ recaptured	(0.02)%	0.11%	0.73%	0.30%	(0.12)%
Portfolio Turnover Rate	135%	100%	94%	116%	135%

(1) Per share amounts calculated using the average shares method, which more appropriately presents the per share data for each period.

(2) Total returns would have been lower/higher had certain expenses not been waived or absorbed/recovered by the Advisor. Returns do not reflect the deduction of taxes that a shareholder would pay on Fund distributions or the redemption of Fund shares.

(3) Amount represents less than \$0.005 per share.

Zacks Dividend Fund

Investor Class

Per Share Data and Ratios for a Share of Beneficial Interest Outstanding Throughout Each Year

	For the Year Ended November 30,				
	2024	2023	2022	2021	2020
Net asset value, beginning of year	\$ 23.11	\$ 25.38	\$ 24.72	\$ 21.00	\$ 21.89
Activity from Investment Operations:					
Net investment income (loss) ⁽¹⁾	0.41	0.48	0.45	0.37	0.42
Net realized and unrealized gain (loss) on investments	6.03	(1.26)	1.16	3.85	(0.71)
Total from investment operations	6.44	(0.78)	1.61	4.22	(0.29)
Less distributions from:					
Net investment income	(0.41)	(0.46)	(0.38)	(0.37)	(0.41)
Net realized gains	(0.91)	(1.09)	(0.71)	(0.13)	(0.19)
Total distributions	(1.32)	(1.55)	(1.09)	(0.50)	(0.60)
Paid-in-Capital from Redemption Fees⁽¹⁾	-(3)	0.06	0.14	-(3)	-(3)
Net asset value, end of year	\$ 28.23	\$ 23.11	\$ 25.38	\$ 24.72	\$ 21.00
Total return⁽²⁾	29.05%	(2.88)%	7.26%	20.35%	(1.11)%
Net assets, at end of year (000s)	\$28,275	\$30,199	\$17,993	\$82,818	\$70,481
Ratio of net expenses to average net assets:					
Before fees waived/recaptured	1.31%	1.32%	1.27%	1.30%	1.37%
After fees waived/ recaptured	1.30%	1.30%	1.30%	1.30%	1.30%
Ratio of net investment income (loss) to average net assets:					
Before fees waived/ recaptured	1.63%	2.07%	1.85%	1.57%	2.06%
After fees waived/ recaptured	1.65%	2.09%	1.82%	1.57%	2.13%
Portfolio Turnover Rate	11%	43%	27%	17%	14%

(1) Per share amounts calculated using the average shares method, which more appropriately presents the per share data for each period.

(2) Total returns would have been lower/higher had certain expenses not been waived or absorbed/recovered by the Advisor. These returns include Rule 12b-1 fees of up to 0.25% and do not reflect the deduction of taxes that a shareholder would pay on Fund distributions or the redemption of Fund shares.

(3) Amount represents less than \$0.005 per share.

Zacks Dividend Fund
Institutional Class

Per Share Data and Ratios for a Share of Beneficial Interest Outstanding Throughout Each Year

	For the Year Ended November 30,				
	2024	2023	2022	2021	2020
Net asset value, beginning of year	\$ 22.77	\$ 25.10	\$ 24.71	\$ 20.99	\$ 21.89
Activity from Investment Operations:					
Net investment income (loss) ⁽¹⁾	0.47	0.53	0.50	0.44	0.46
Net realized and unrealized gain (loss) on investments	5.93	(1.25)	1.08	3.84	(0.71)
Total from investment operations	6.40	(0.72)	1.58	4.28	(0.25)
Less distributions from:					
Net investment income	(0.40)	(0.52)	(0.48)	(0.43)	(0.46)
Net realized gains	(0.91)	(1.09)	(0.71)	(0.13)	(0.19)
Total distributions	(1.31)	(1.61)	(1.19)	(0.56)	(0.65)
Paid-in-Capital from Redemption Fees⁽¹⁾⁽³⁾	-	-	-	-	-
Net asset value, end of year	\$ 27.86	\$ 22.77	\$ 25.10	\$ 24.71	\$ 20.99
Total return⁽²⁾	29.36%	(2.89)%	6.59%	20.65%	(0.89)%
Net assets, at end of year (000s)	\$106,256	\$135,320	\$173,316	\$71,403	\$36,206
Ratio of net expenses to average net assets:					
Before fees					
waived/recaptured	1.06%	1.07%	1.02%	1.05%	1.12%
After fees					
waived/ recaptured	1.05%	1.05%	1.05%	1.05%	1.05%
Ratio of net investment income (loss) to average net assets:					
Before fees					
waived/ recaptured	1.90%	2.32%	2.10%	1.82%	2.31%
After fees					
waived/ recaptured	1.91%	2.34%	2.07%	1.82%	2.38%
Portfolio Turnover Rate	11%	43%	27%	17%	14%

(1) Per share amounts calculated using the average shares method, which more appropriately presents the per share data for each period.

(2) Total returns would have been lower/higher had certain expenses not been waived or absorbed/recovered by the Advisor. Returns do not reflect the deduction of taxes that a shareholder would pay on Fund distributions or the redemption of Fund shares.

(3) Amount represents less than \$0.005 per share.

ADDITIONAL INFORMATION

Zacks All-Cap Core Fund

Institutional Class Shares – CZOVX

Zacks Small-Cap Core Fund

Investor Class Shares – ZSCCX

Institutional Class Shares - ZSCIX

Zacks Dividend Fund

Investor Class Shares – ZDIVX

Institutional Class Shares - ZDIIX

For more information visit www.zacksfunds.com or call 1-888-453-4003

Copies of the Prospectus, SAI, and recent shareholder reports can be found on our website at www.zacksfunds.com. For more information about the Funds, you may request a copy of the SAI. The SAI provides detailed information about the Funds and is incorporated by reference into this Prospectus. This means that the SAI, for legal purposes, is a part of this Prospectus. Additional information about each Fund's investments is available in the annual and semi-annual reports to shareholders. The annual reports include discussions of market conditions and investment strategies that significantly affected each Fund's performance during its last fiscal year.

If you have any questions about the Funds or shares of the Funds or you wish to obtain the SAI or Annual Report free of charge, please:

Call: 1-888-453-4003 (toll free)

Write: **Zacks Trust**
c/o Ultimus Fund Solutions, LLC
225 Pictoria Dr., Suite 450
Cincinnati, OH 45246

Information about the Funds (including the SAI) can be reviewed and copied at the SEC's Public Reference Room in Washington, D.C., and information on the operation of the Public Reference Room may be obtained by calling the SEC at 1-202-551-8090. Reports and other information about the Funds are available on the EDGAR database on the SEC's website at www.sec.gov, and copies of this information may be obtained, after paying a duplicating fee, by electronic request at the following e-mail address: publicinfo@sec.gov

Investment Company Act File No.: 811-23435